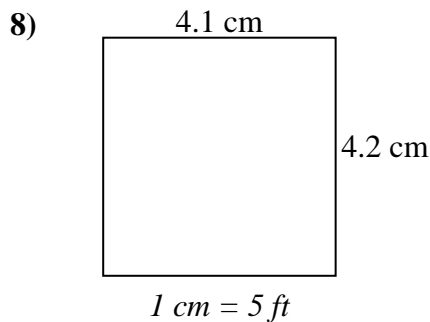
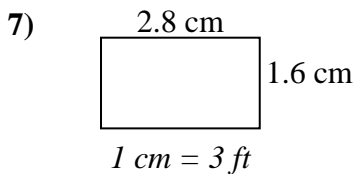
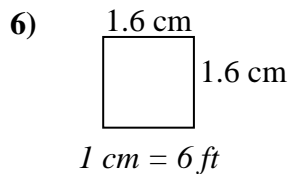
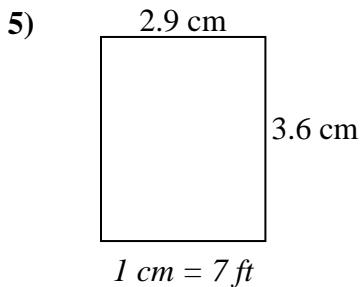
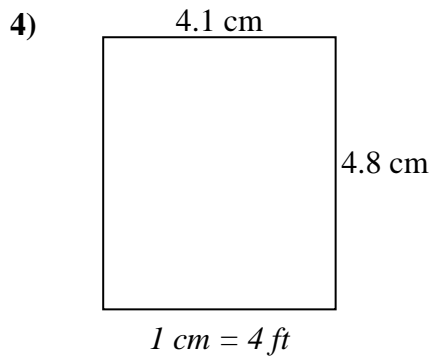
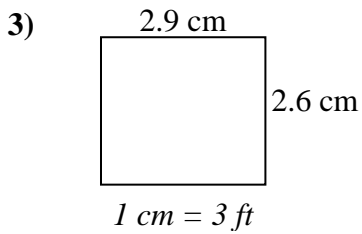
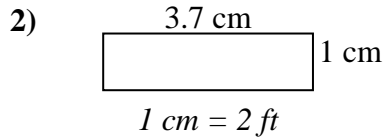
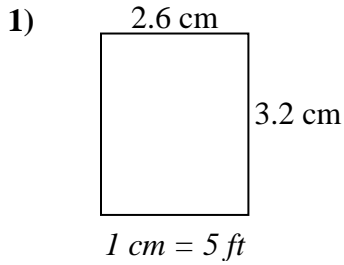




Déterminez la largeur, la hauteur et l'aire réelles de chaque rectangle d'échelle.

Arrondissez la zone au nombre entier le plus proche.



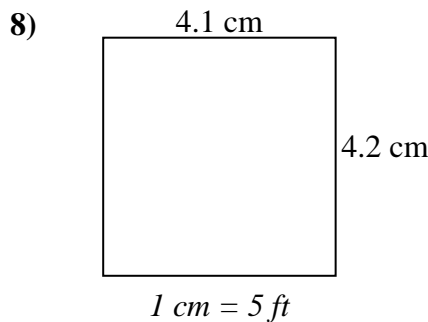
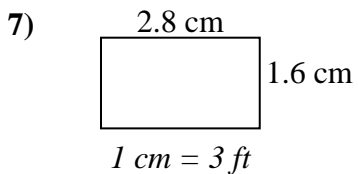
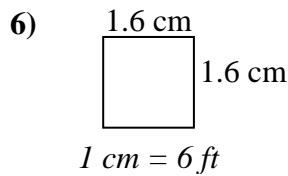
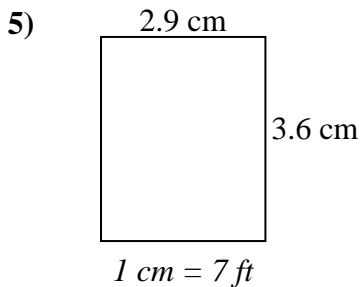
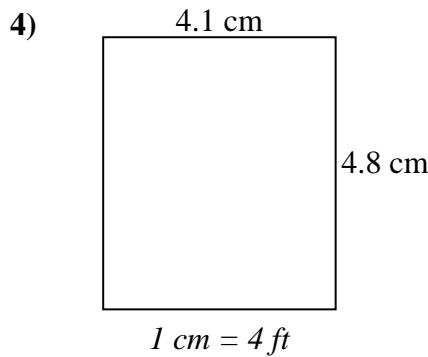
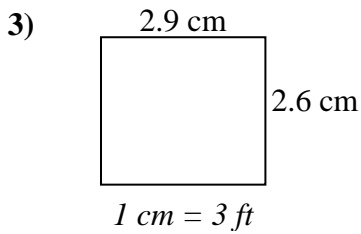
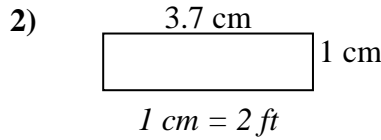
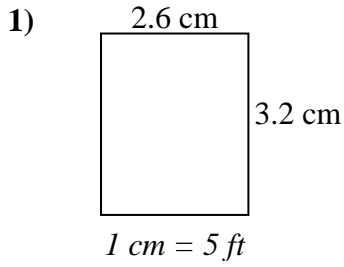
Réponses

1. _____
2. _____
3. _____
4. _____
5. _____
6. _____
7. _____
8. _____



Déterminez la largeur, la hauteur et l'aire réelles de chaque rectangle d'échelle.

Arrondissez la zone au nombre entier le plus proche.



Réponses

1.	<u>13</u>	<u>16</u>	<u>208</u>
2.	<u>7.4</u>	<u>2</u>	<u>15</u>
3.	<u>8.7</u>	<u>7.8</u>	<u>68</u>
4.	<u>16.4</u>	<u>19.2</u>	<u>315</u>
5.	<u>20.3</u>	<u>25.2</u>	<u>512</u>
6.	<u>9.6</u>	<u>9.6</u>	<u>92</u>
7.	<u>8.4</u>	<u>4.8</u>	<u>40</u>
8.	<u>20.5</u>	<u>21</u>	<u>431</u>