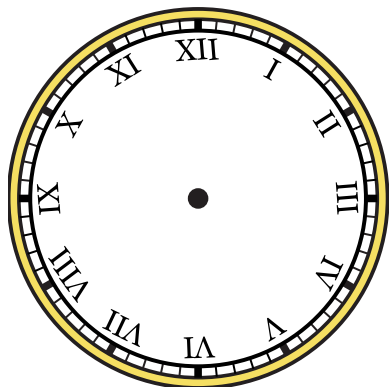




Dessinez l'aiguille des heures et des minutes sur l'horloge pour qu'elle représente l'heure indiquée.

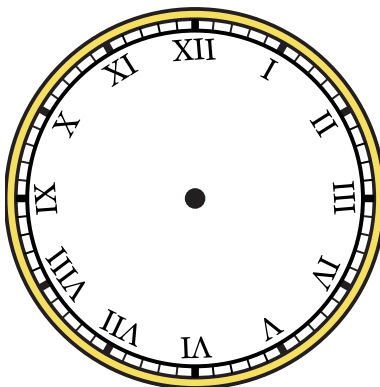
1)

5:30



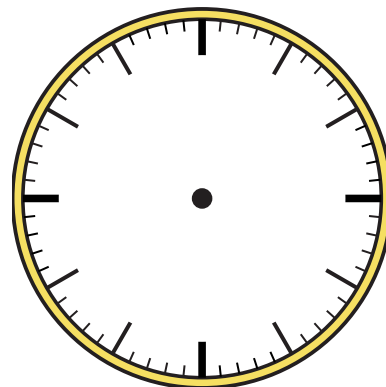
2)

6:00



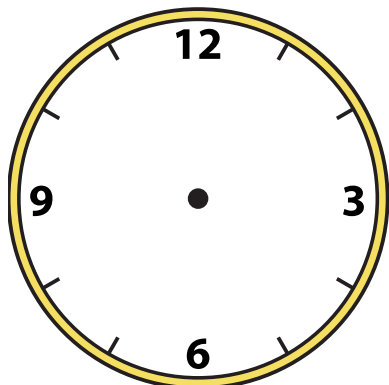
3)

9:00



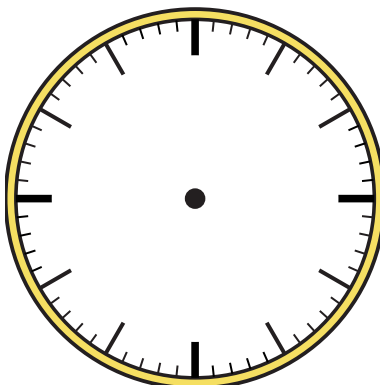
4)

1:15




5)

11:45



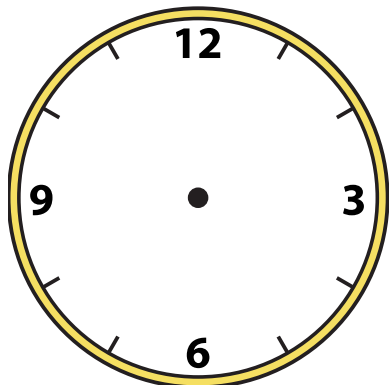
6)

2:30



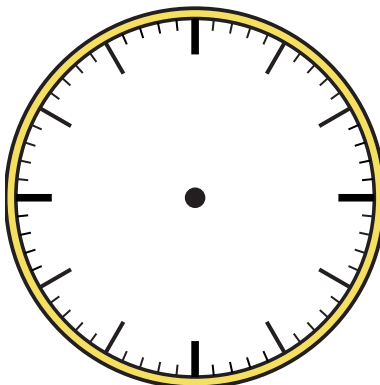
7)

10:15



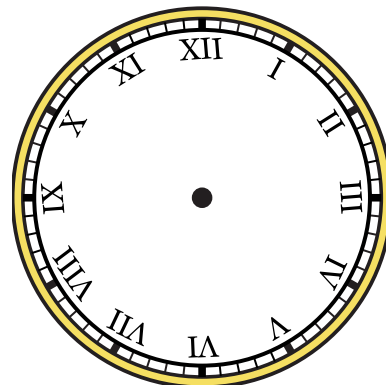
8)

6:30



9)

2:00






Dessinez l'aiguille des heures et des minutes sur l'horloge pour qu'elle représente l'heure indiquée.

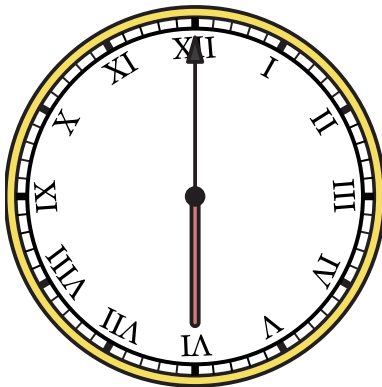
1)

5:30



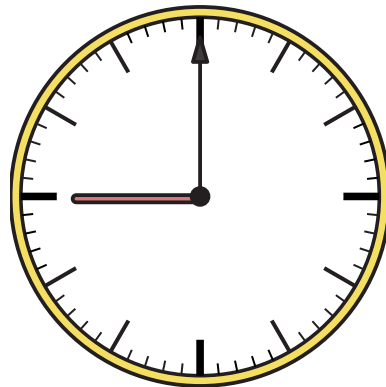
2)

6:00




3)

9:00



4)

1:15




5)

11:45




6)

2:30




7)

10:15



8)

6:30



9)

2:00

