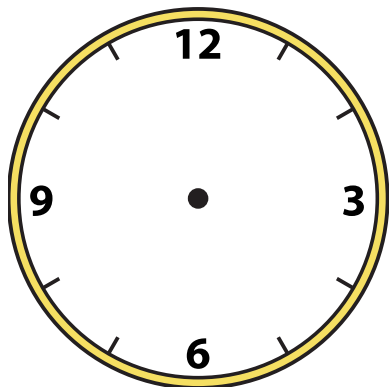





Dessinez l'aiguille des heures et des minutes sur l'horloge pour qu'elle représente l'heure indiquée.

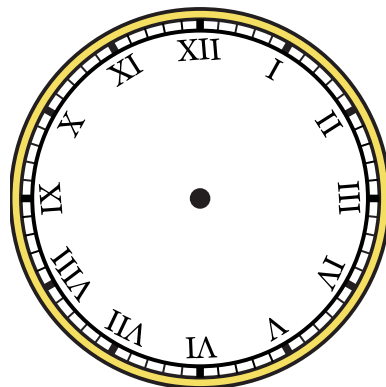
1) 9:45



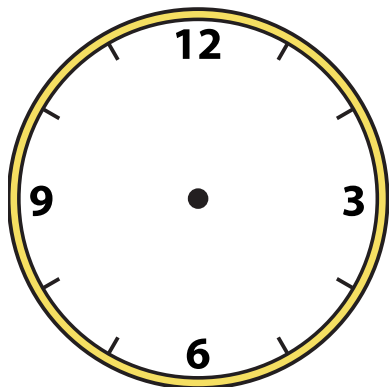
2) 6:45



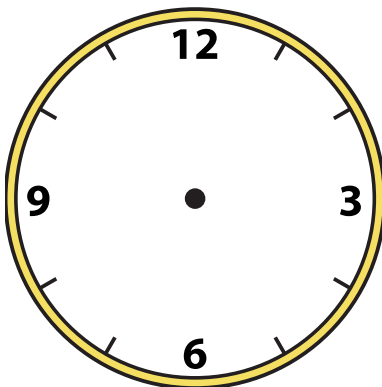
3) 4:15



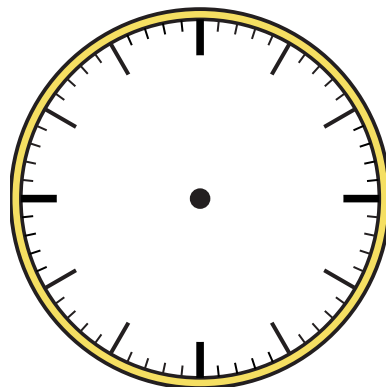
4) 5:15



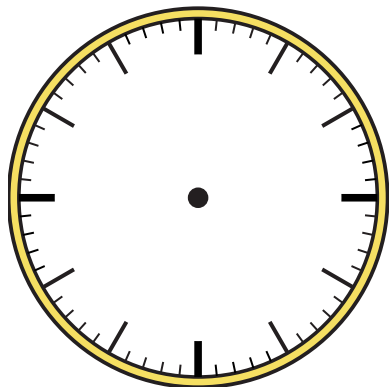
5) 6:15



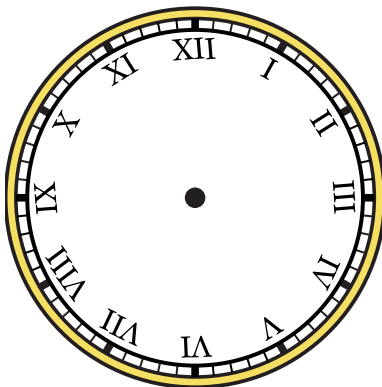
6) 5:30



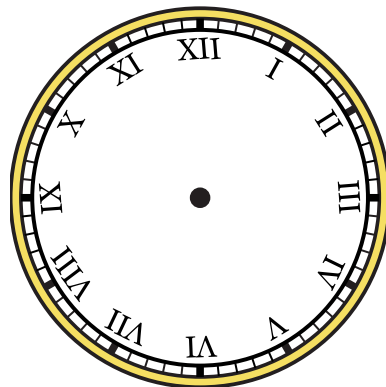
7) 4:00



8) 9:30



9) 5:00






Dessinez l'aiguille des heures et des minutes sur l'horloge pour qu'elle représente l'heure indiquée.


1) 9:45




2) 6:45



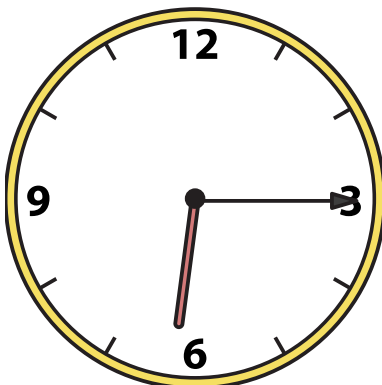
3) 4:15



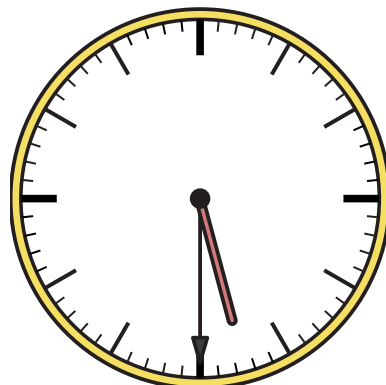
4) 5:15




5) 6:15




6) 5:30



7) 4:00



8) 9:30



9) 5:00

