Création d'horloges Nom:

Dessinez l'aiguille des heures et des minutes sur l'horloge pour qu'elle représente l'heure indiquée.

1) 3:45

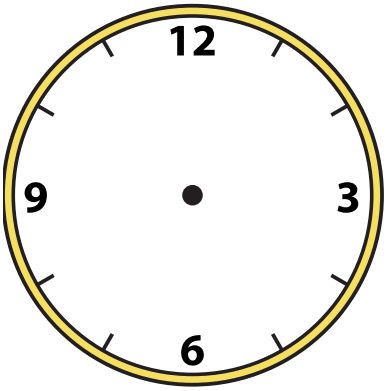

2) 5:30

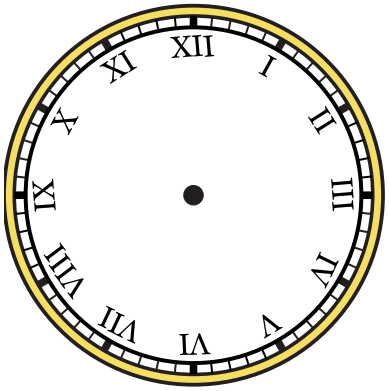

3) 5:45

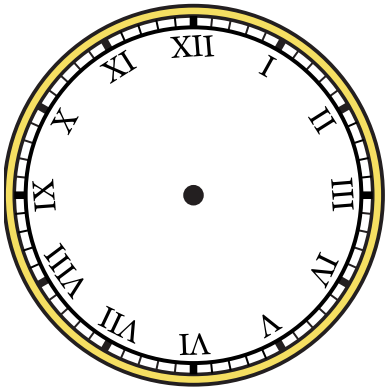

4) 5:00



5) 12:30

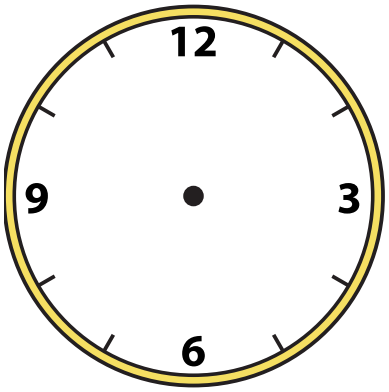

6) 4:00

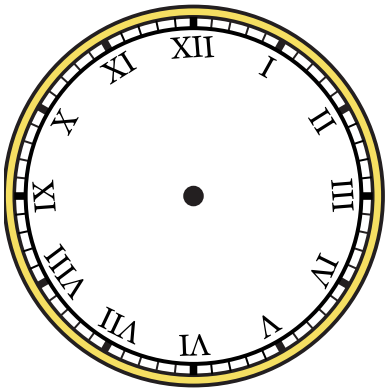

7) 8:00



8) 12:45



9) 6:30

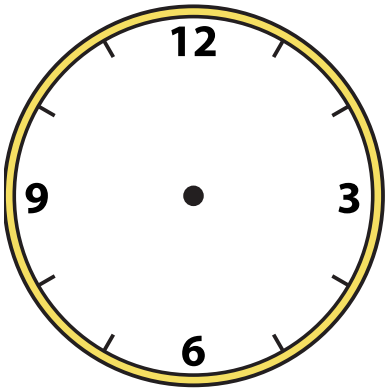

1-9	89	78	67	56	44	33	22	11	0

Création d'horloges Nom: **Clé**

Dessinez l'aiguille des heures et des minutes sur l'horloge pour qu'elle représente l'heure indiquée.

1) 3:45

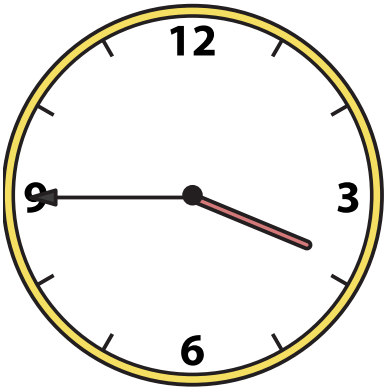

2) 5:30

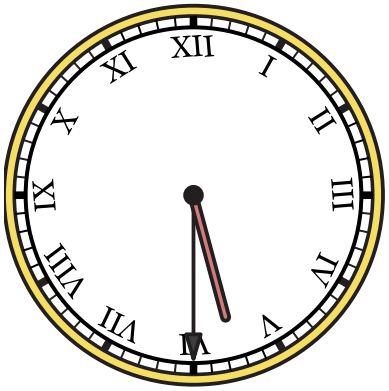

3) 5:45

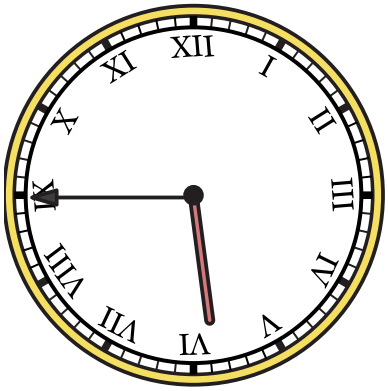

4) 5:00

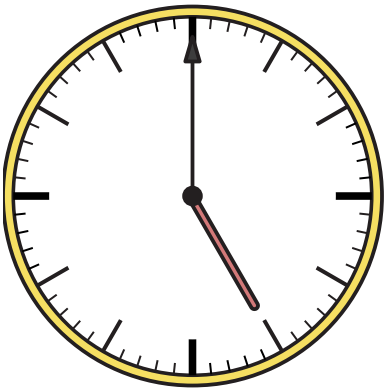

5) 12:30



6) 4:00



7) 8:00

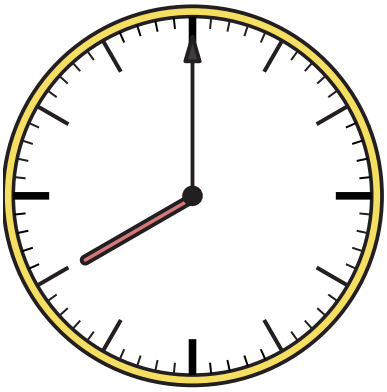

8) 12:45

9) 6:30



1-9	89	78	67	56	44	33	22	11	0