Création d'horloges Nom:

Dessinez l'aiguille des heures et des minutes sur l'horloge pour qu'elle représente l'heure indiquée.

1) 3:30

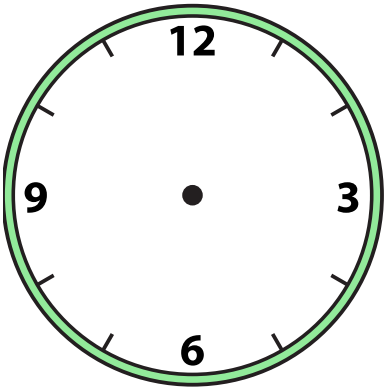

2) 5:30

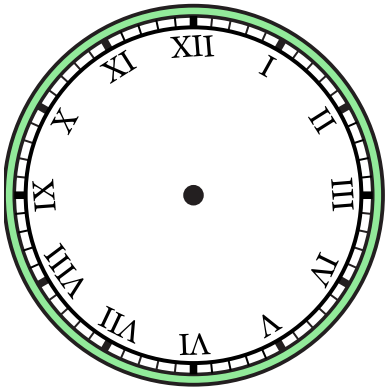

3) 3:00

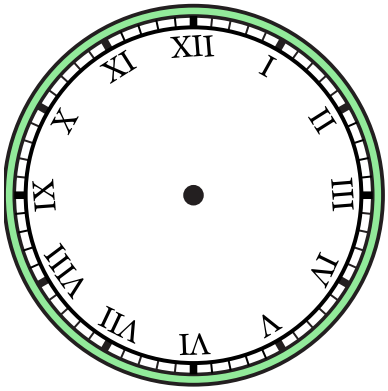

4) 7:00

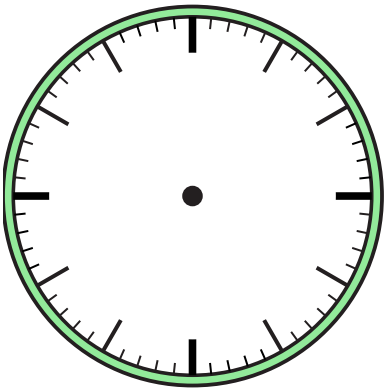

5) 12:30

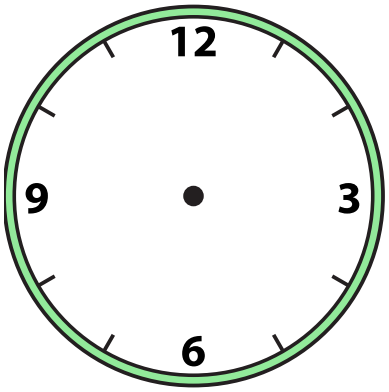

6) 4:30

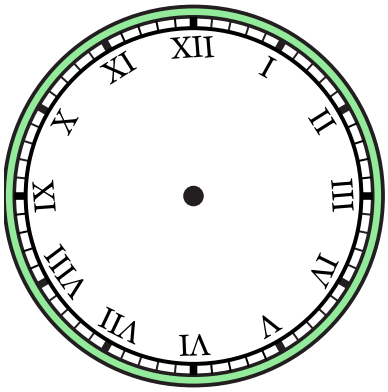

7) 5:00

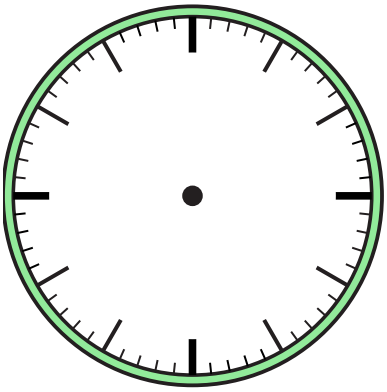

8) 9:00

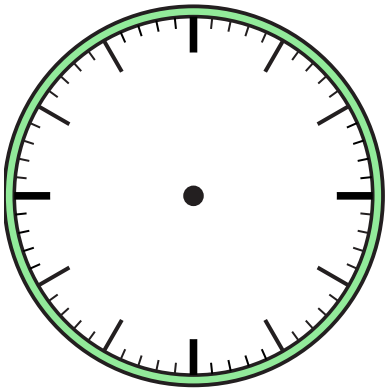

9) 6:30

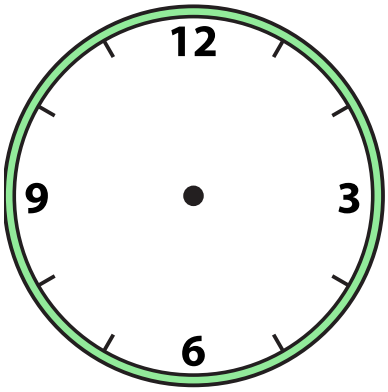

1-9	89	78	67	56	44	33	22	11	0

Création d'horloges Nom: **Clé**

Dessinez l'aiguille des heures et des minutes sur l'horloge pour qu'elle représente l'heure indiquée.

1) 3:30



2) 5:30

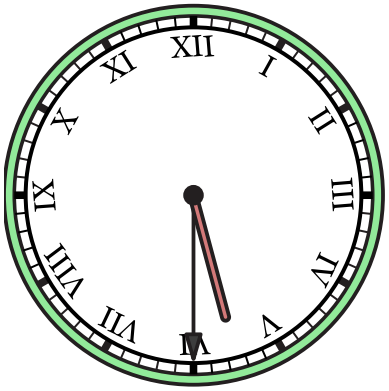

3) 3:00



4) 7:00

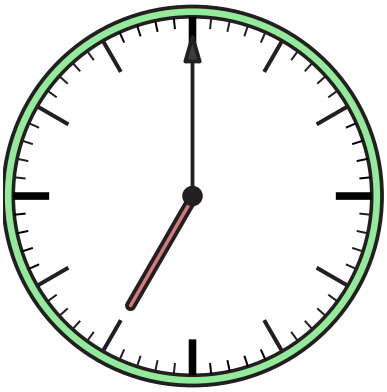

5) 12:30



6) 4:30



7) 5:00

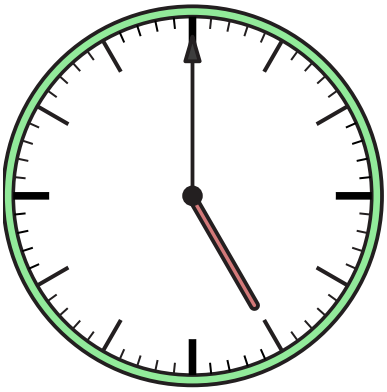

8) 9:00

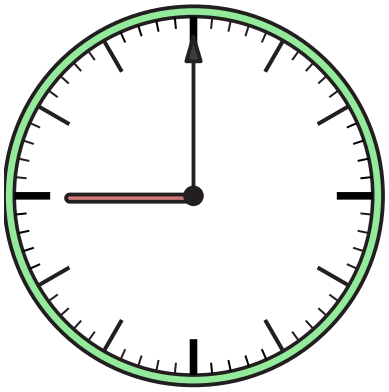

9) 6:30



1-9	89	78	67	56	44	33	22	11	0