



Dessinez l'aiguille des heures et des minutes sur l'horloge pour qu'elle représente l'heure indiquée.

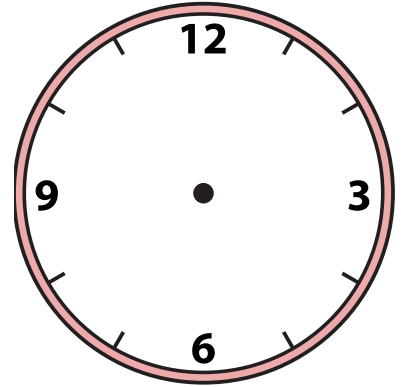
1) 10:21



2) 1:48



3) 6:36



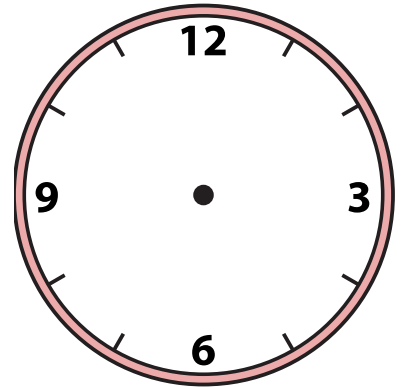
4) 5:25



5) 7:48



6) 10:14



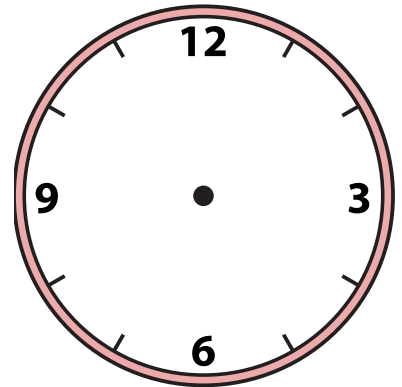
7) 10:27



8) 12:51




9) 9:10



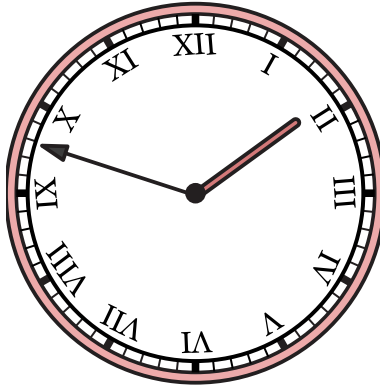


Dessinez l'aiguille des heures et des minutes sur l'horloge pour qu'elle représente l'heure indiquée.


1) 10:21



2) 1:48



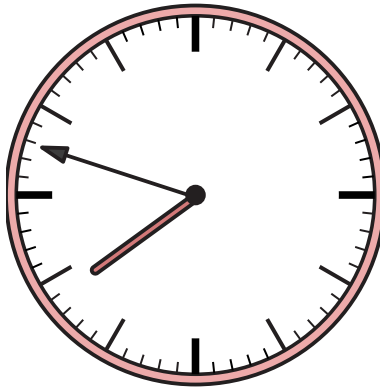
3) 6:36




4) 5:25




5) 7:48




6) 10:14



7) 10:27



8) 12:51



9) 9:10

