Création d'horloges Nom:

Dessinez l'aiguille des heures et des minutes sur l'horloge pour qu'elle représente l'heure indiquée.

1) 3:31

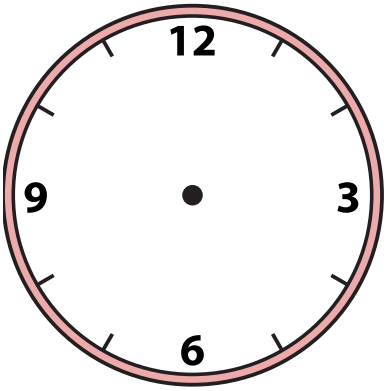

2) 5:45

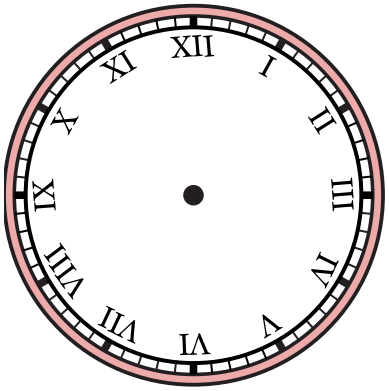

3) 3:29

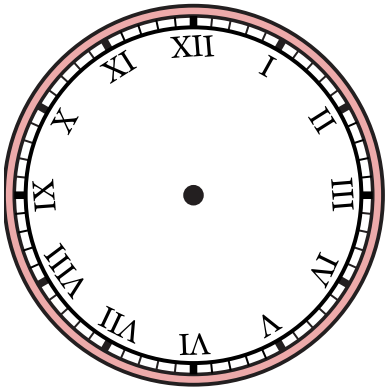

4) 5:48

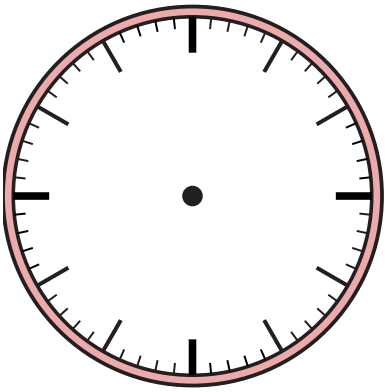

5) 12:41

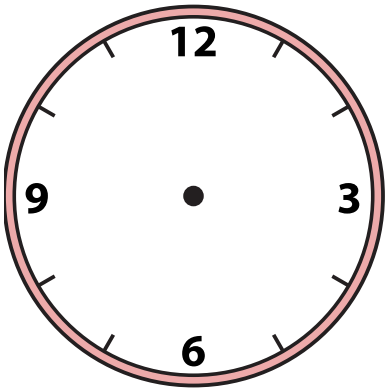

6) 4:38

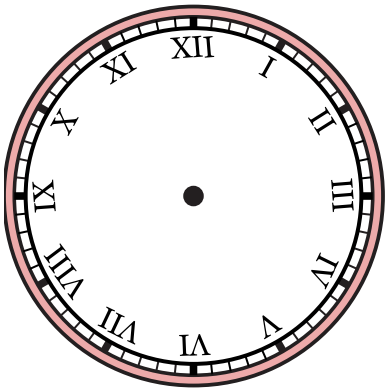

7) 5:22

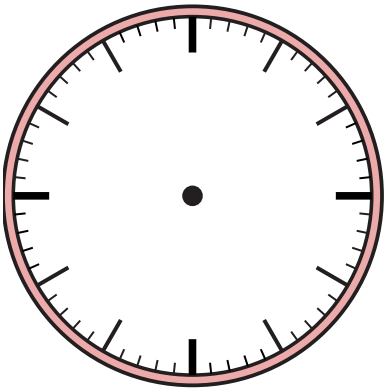

8) 12:50

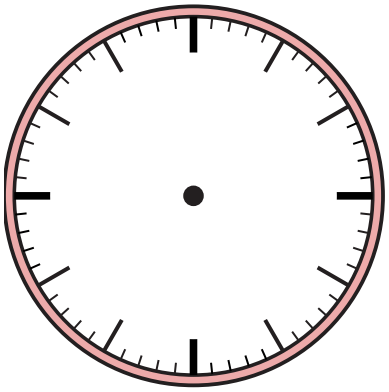

9) 6:55

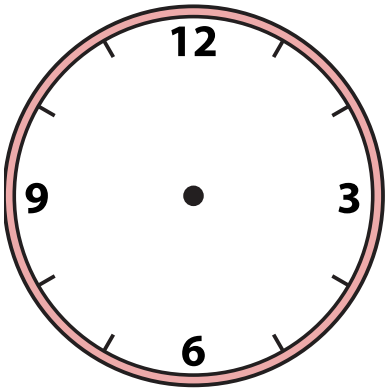

Création d'horloges Nom: **Clé**

Dessinez l'aiguille des heures et des minutes sur l'horloge pour qu'elle représente l'heure indiquée.

1) 3:31



2) 5:45

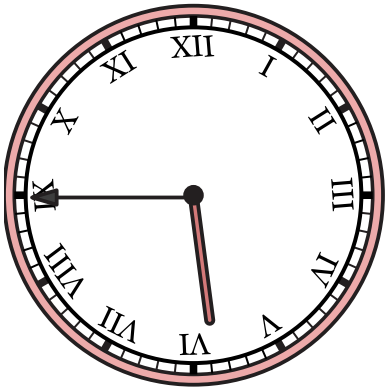

3) 3:29

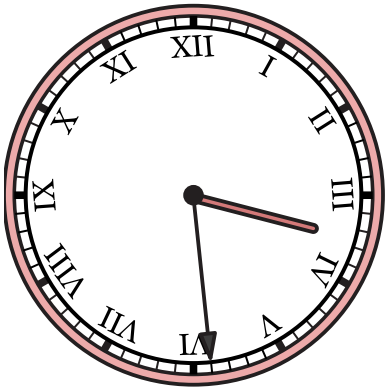

4) 5:48

5) 12:41



6) 4:38

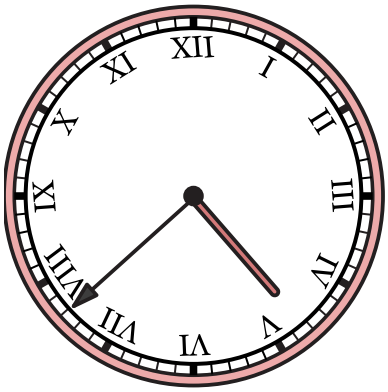

7) 5:22

8) 12:50

9) 6:55



Création d'horloges Nom:

Dessinez l'aiguille des heures et des minutes sur l'horloge pour qu'elle représente l'heure indiquée.

1) 10:21

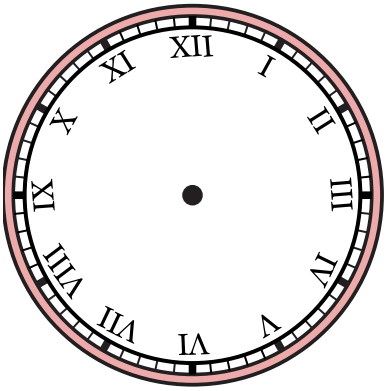

2) 1:48

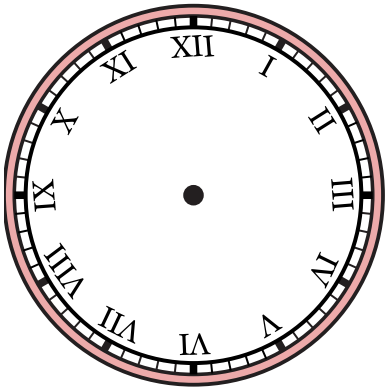

3) 6:36

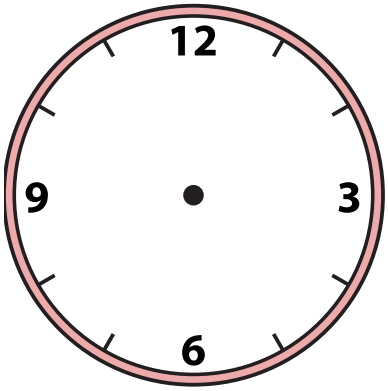

4) 5:25

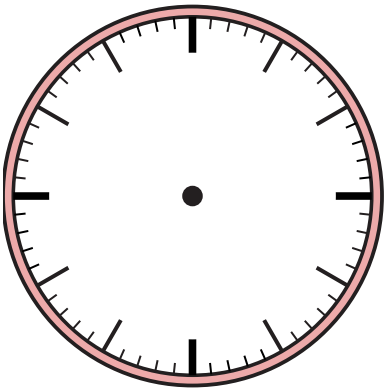

5) 7:48

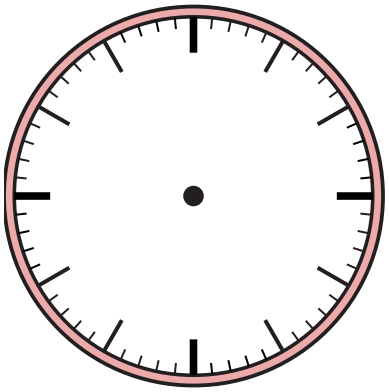

6) 10:14

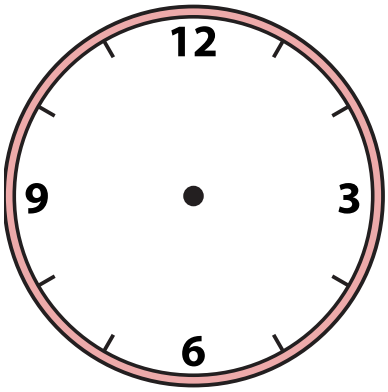

7) 10:27

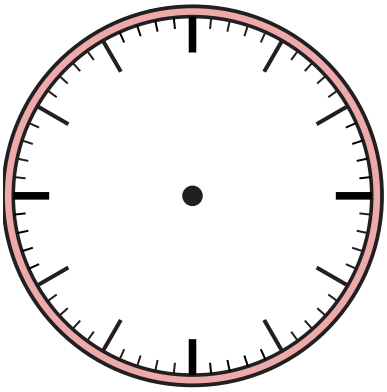

8) 12:51

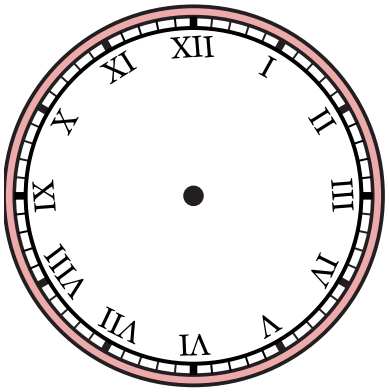

9) 9:10

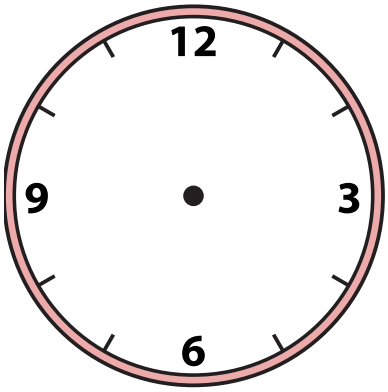

1-9	89	78	67	56	44	33	22	11	0

Dessinez l'aiguille des heures et des minutes sur l'horloge pour qu'elle représente l'heure indiquée.

1) 10:21



2) 1:48



3) 6:36



4) 5:25

5) 7:48

6) 10:14



7) 10:27



8) 12:51



9) 9:10



1-9	89	78	67	56	44	33	22	11	0

Dessinez l'aiguille des heures et des minutes sur l'horloge pour qu'elle représente l'heure indiquée.

1) 2:56

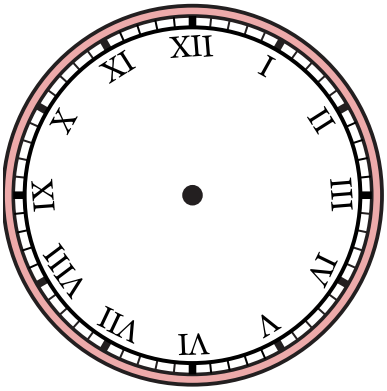

2) 2:20

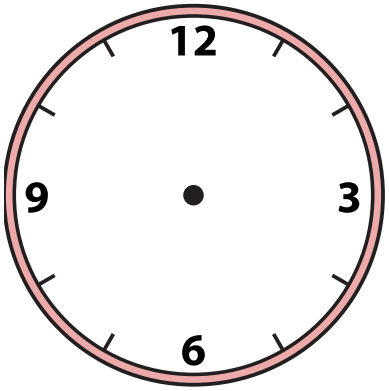

3) 8:01

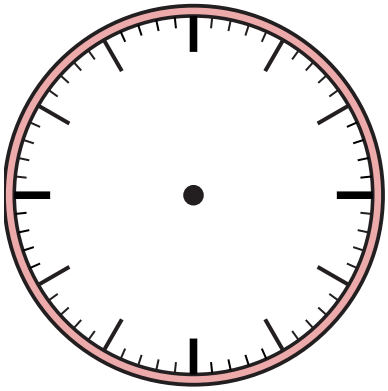

4) 4:27

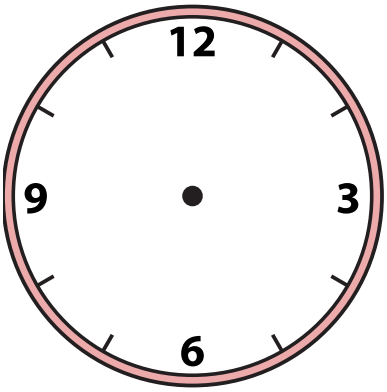

5) 10:52

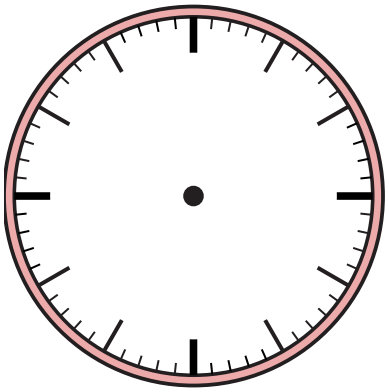

6) 11:24

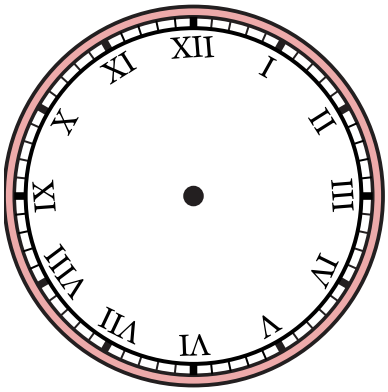

7) 4:22

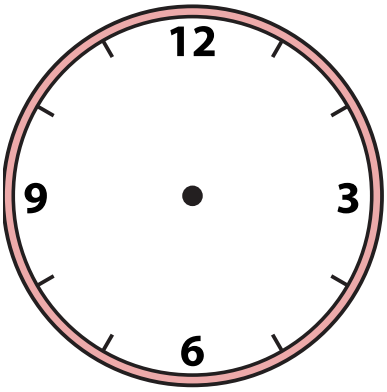

8) 5:44

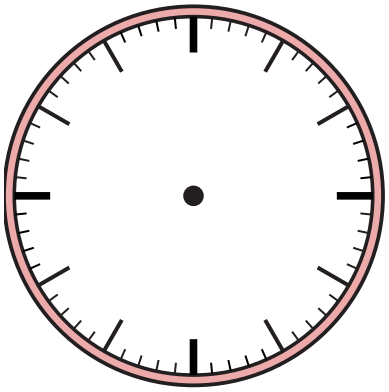

9) 12:25

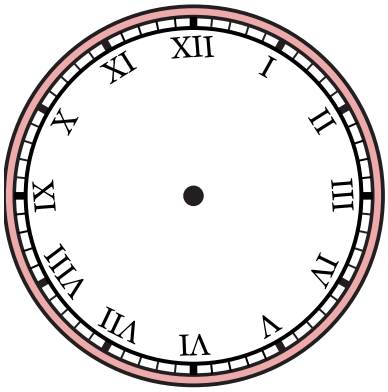

1-9	89	78	67	56	44	33	22	11	0

Dessinez l'aiguille des heures et des minutes sur l'horloge pour qu'elle représente l'heure indiquée.

1) 2:56



2) 2:20



3) 8:01



4) 4:27



5) 10:52

6) 11:24



7) 4:22



8) 5:44

9) 12:25



1-9	89	78	67	56	44	33	22	11	0

Dessinez l'aiguille des heures et des minutes sur l'horloge pour qu'elle représente l'heure indiquée.

1) 1:37

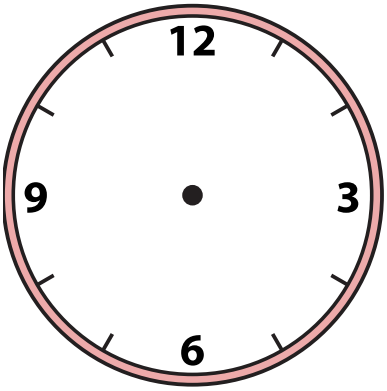

2) 8:21

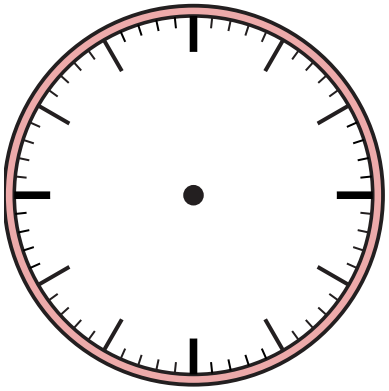

3) 1:12

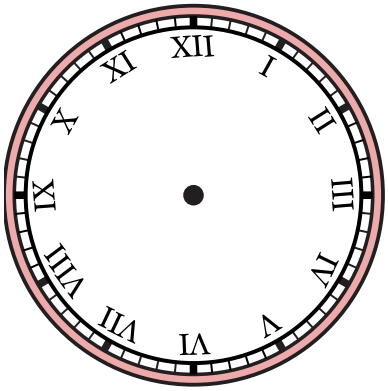

4) 12:42

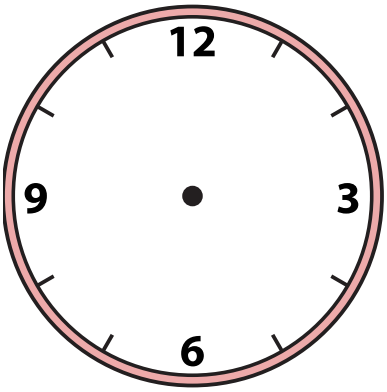

5) 4:16

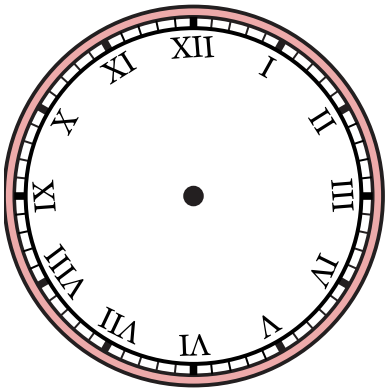

6) 10:18

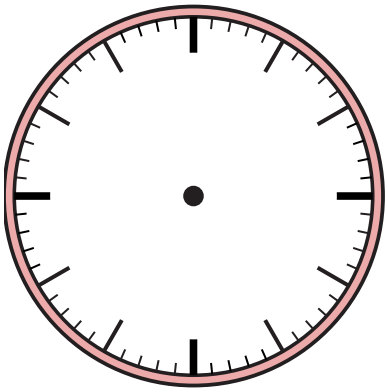

7) 6:57

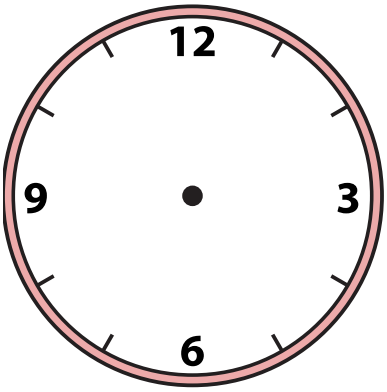

8) 2:58

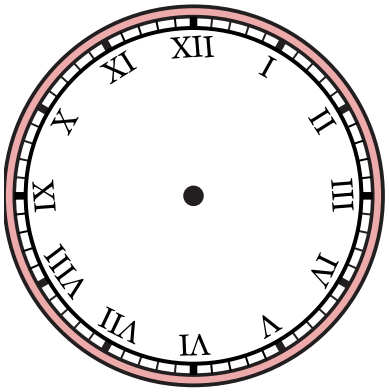

9) 4:29

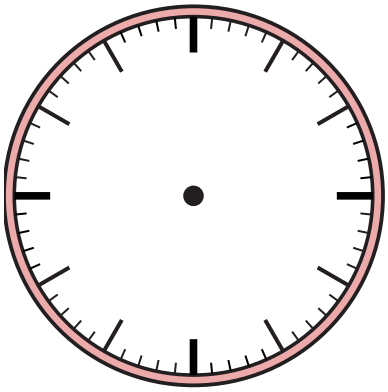

1-9	89	78	67	56	44	33	22	11	0

Dessinez l'aiguille des heures et des minutes sur l'horloge pour qu'elle représente l'heure indiquée.

1) 1:37



2) 8:21



3) 1:12



4) 12:42



5) 4:16

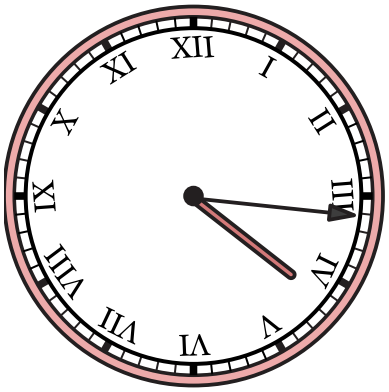

6) 10:18



7) 6:57



8) 2:58

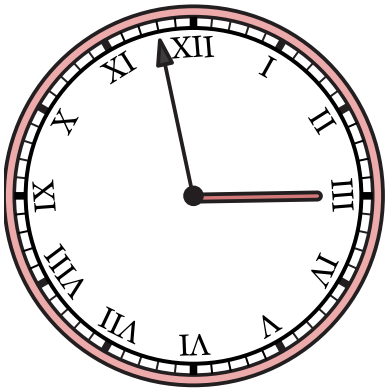

9) 4:29



1-9	89	78	67	56	44	33	22	11	0

Dessinez l'aiguille des heures et des minutes sur l'horloge pour qu'elle représente l'heure indiquée.

1) 6:08

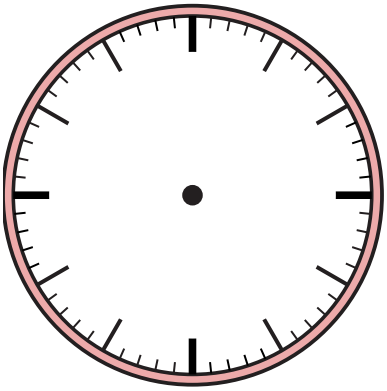

2) 11:41

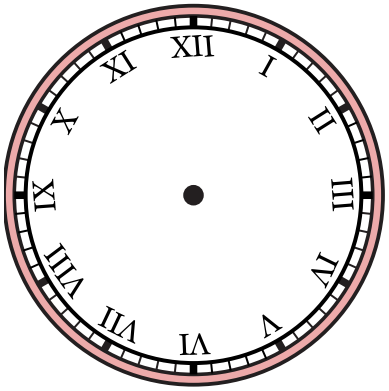

3) 12:25

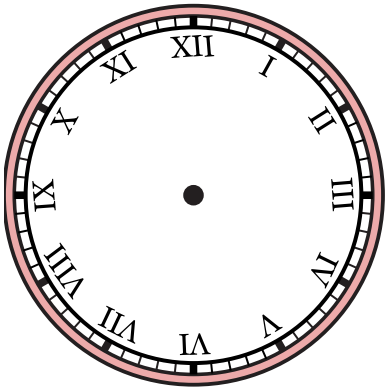

4) 9:18

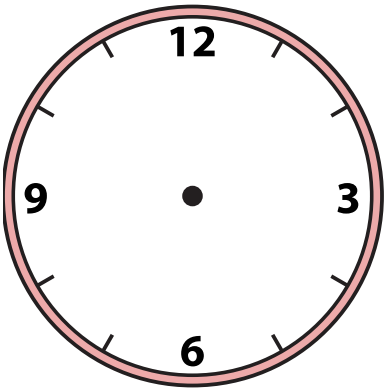

5) 12:04

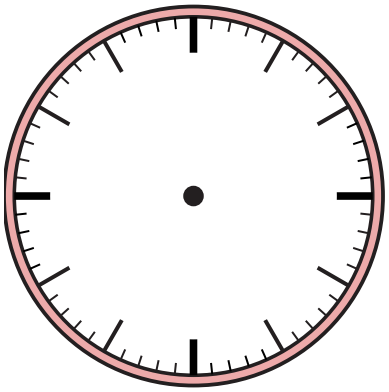

6) 6:06

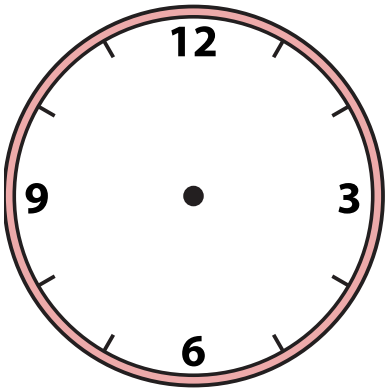

7) 10:30

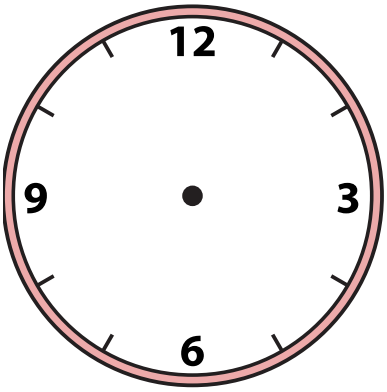

8) 3:05

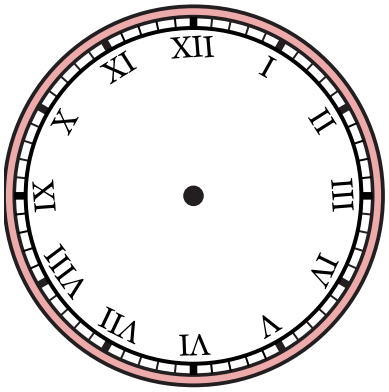

9) 11:15

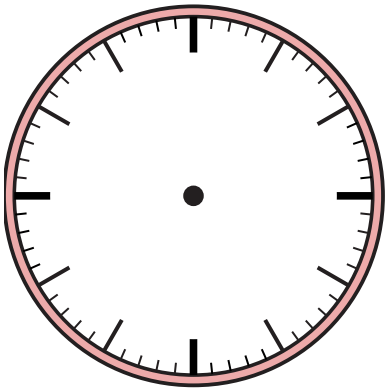

1-9	89	78	67	56	44	33	22	11	0

Création d'horloges Nom: **Clé**

Dessinez l'aiguille des heures et des minutes sur l'horloge pour qu'elle représente l'heure indiquée.

1) 6:08

2) 11:41



3) 12:25

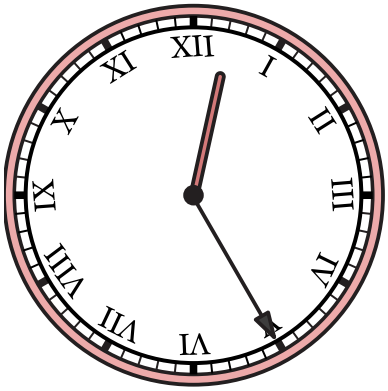

4) 9:18



5) 12:04

6) 6:06



7) 10:30



8) 3:05

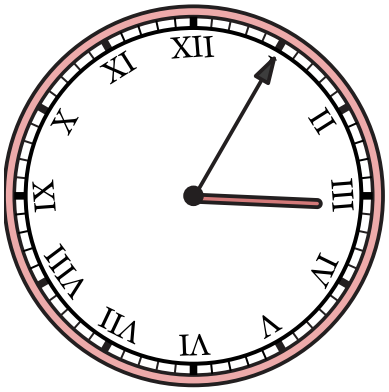

9) 11:15

1-9	89	78	67	56	44	33	22	11	0

Dessinez l'aiguille des heures et des minutes sur l'horloge pour qu'elle représente l'heure indiquée.

1) 12:22

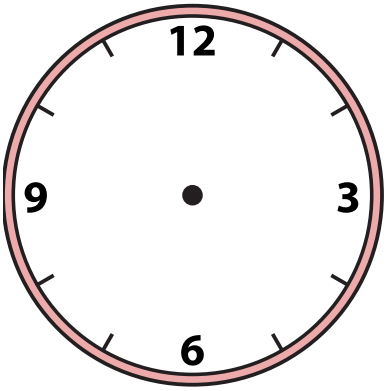

2) 6:44

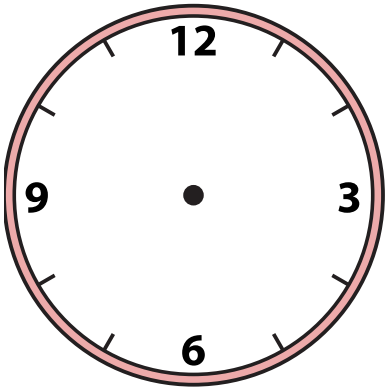

3) 7:18

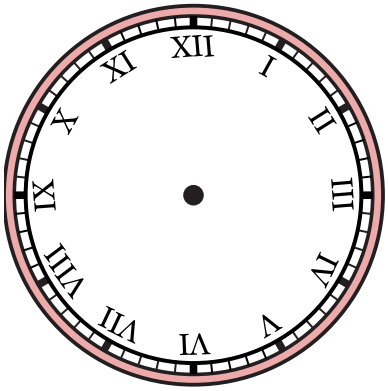

4) 8:51

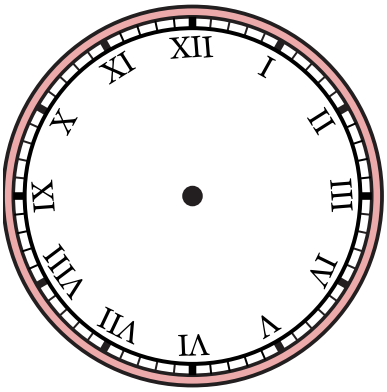

5) 2:09

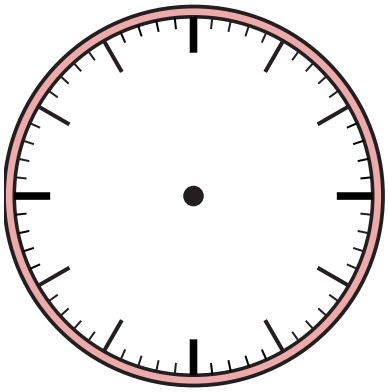

6) 2:03

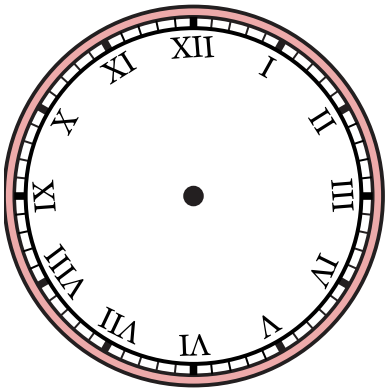

7) 12:29

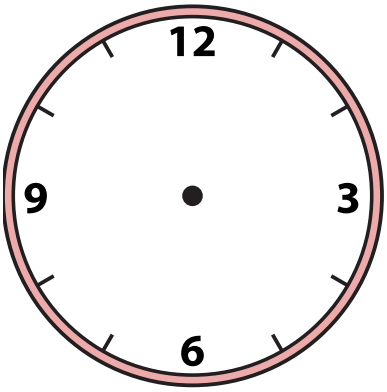

8) 2:35

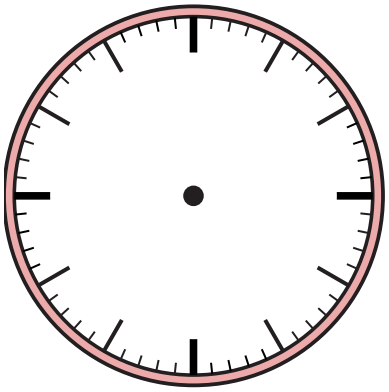

9) 9:31

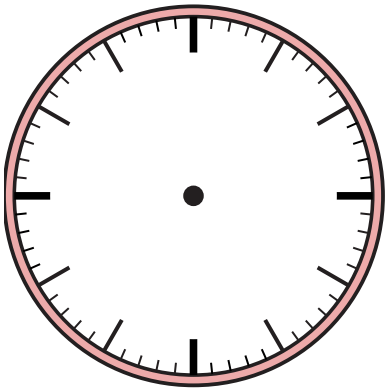

1-9	89	78	67	56	44	33	22	11	0

Dessinez l'aiguille des heures et des minutes sur l'horloge pour qu'elle représente l'heure indiquée.

1) 12:22



2) 6:44



3) 7:18

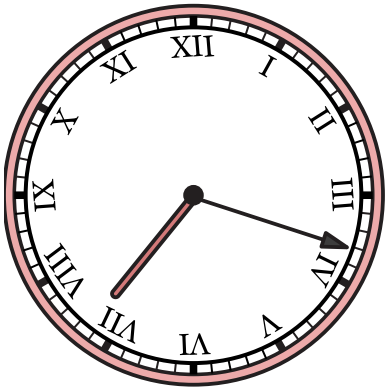

4) 8:51



5) 2:09

6) 2:03



7) 12:29



8) 2:35

9) 9:31



1-9	89	78	67	56	44	33	22	11	0

Dessinez l'aiguille des heures et des minutes sur l'horloge pour qu'elle représente l'heure indiquée.

1) 3:04

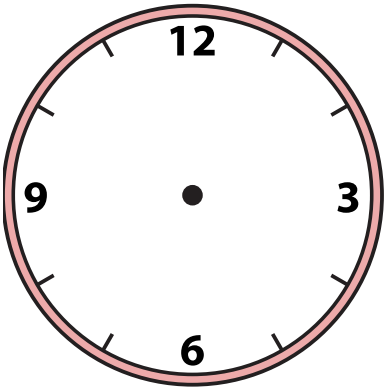

2) 10:24

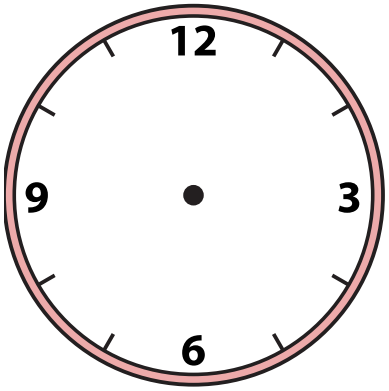

3) 5:57

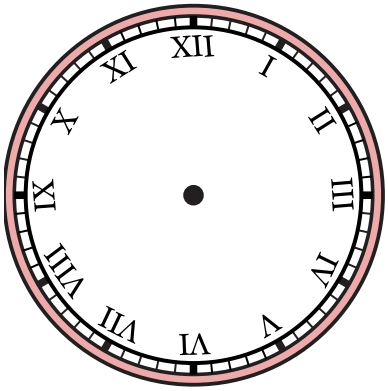

4) 7:54

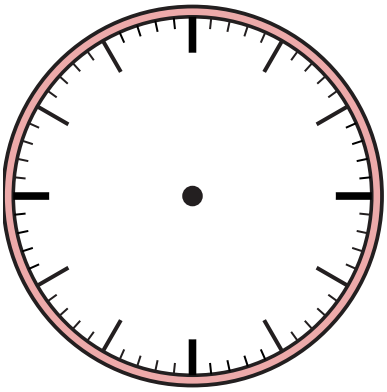

5) 10:12

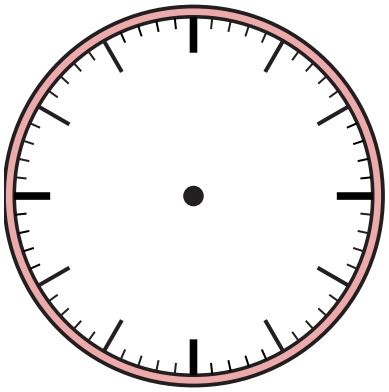

6) 2:29

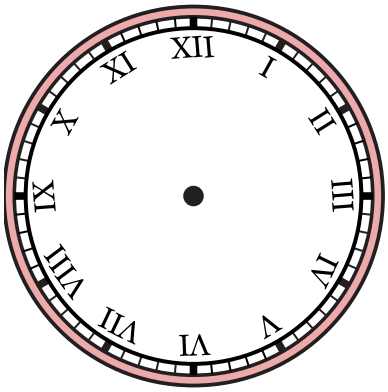

7) 7:00

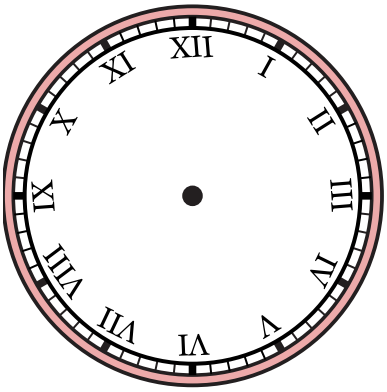

8) 9:28

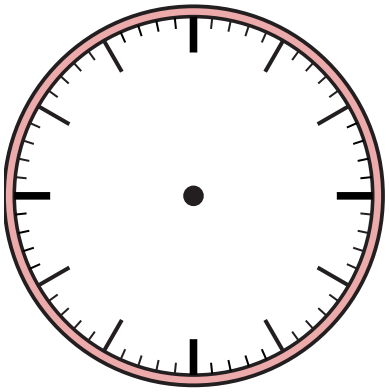

9) 1:13

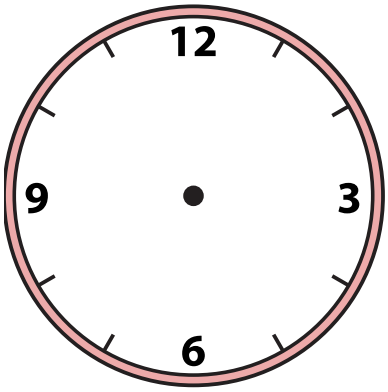

1-9	89	78	67	56	44	33	22	11	0

Dessinez l'aiguille des heures et des minutes sur l'horloge pour qu'elle représente l'heure indiquée.

1) 3:04



2) 10:24



3) 5:57

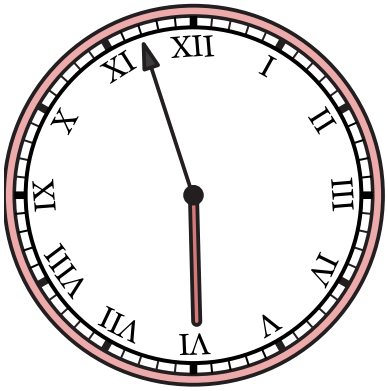

4) 7:54



5) 10:12



6) 2:29



7) 7:00

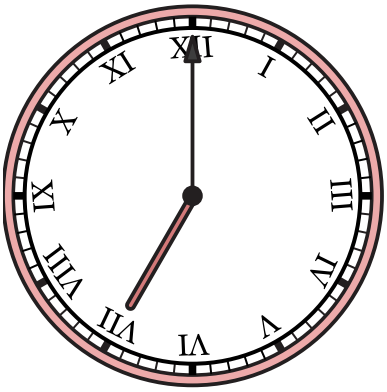

8) 9:28



9) 1:13



1-9	89	78	67	56	44	33	22	11	0

Création d'horloges Nom:

Dessinez l'aiguille des heures et des minutes sur l'horloge pour qu'elle représente l'heure indiquée.

1) 12:14

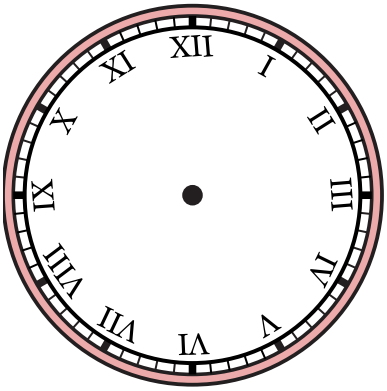

2) 9:35

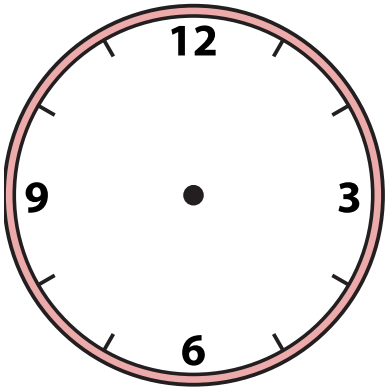

3) 8:53

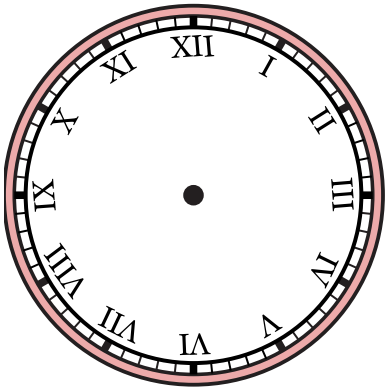

4) 2:53

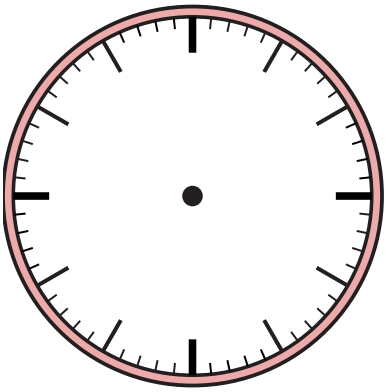

5) 10:59

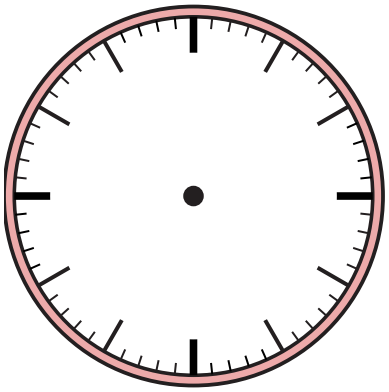

6) 4:43

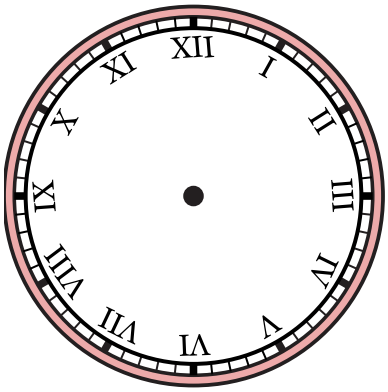

7) 5:53

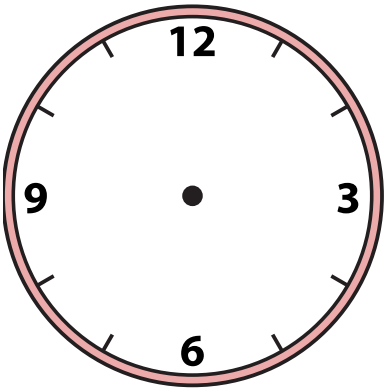

8) 11:39

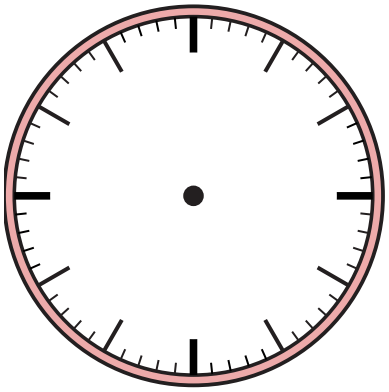

9) 9:46

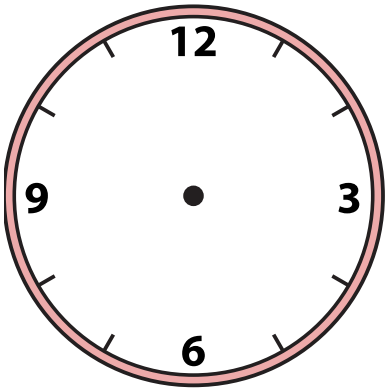

Dessinez l'aiguille des heures et des minutes sur l'horloge pour qu'elle représente l'heure indiquée.

1) 12:14



2) 9:35



3) 8:53

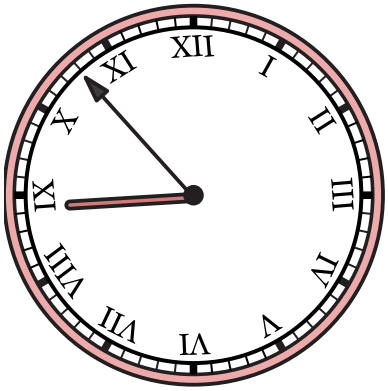

4) 2:53

5) 10:59

6) 4:43

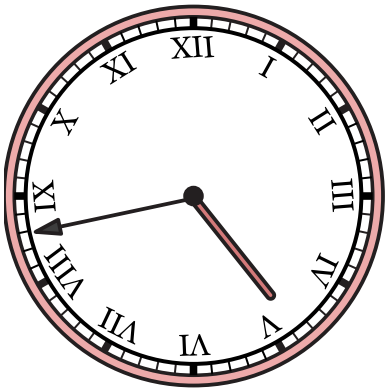

7) 5:53



8) 11:39

9) 9:46



1-9	89	78	67	56	44	33	22	11	0

Création d'horloges Nom:

Dessinez l'aiguille des heures et des minutes sur l'horloge pour qu'elle représente l'heure indiquée.

1) 3:45

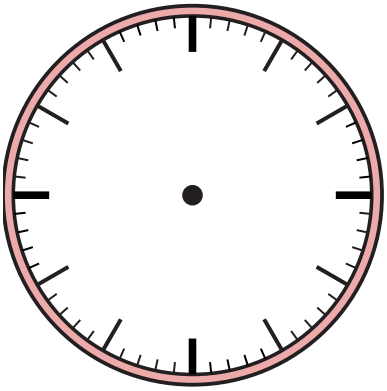

2) 3:13

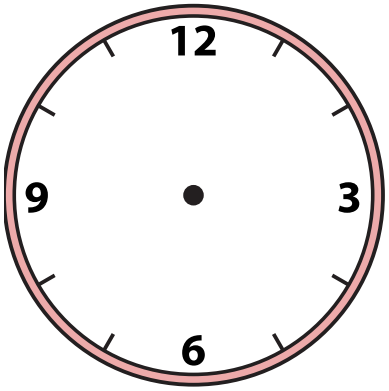

3) 4:41

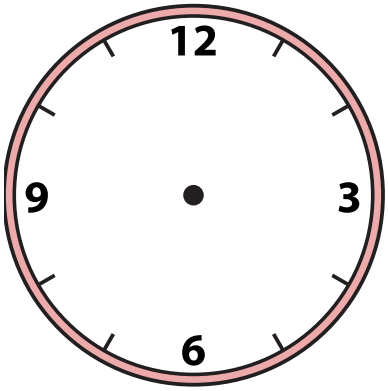

4) 8:34

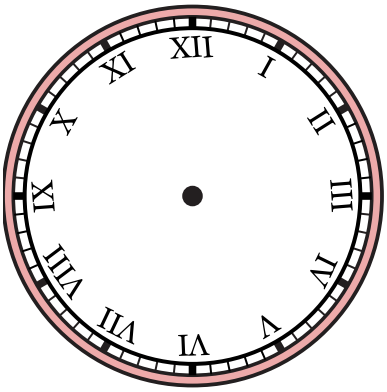

5) 1:47

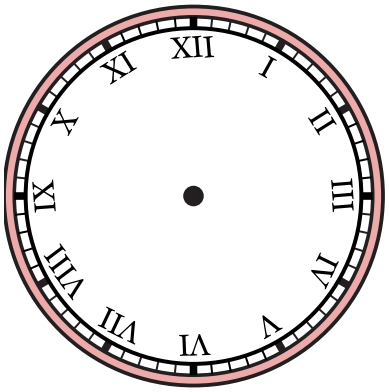

6) 9:20

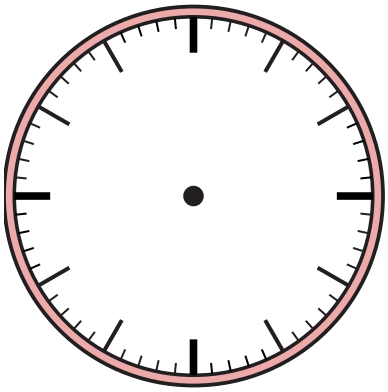

7) 7:22

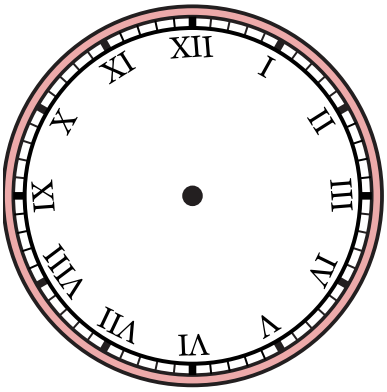

8) 4:56

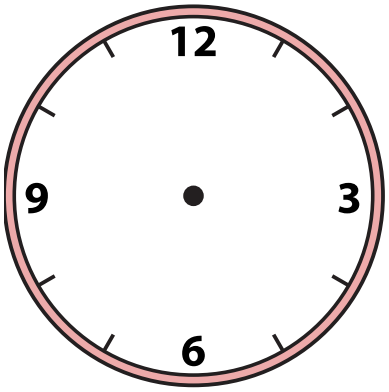

9) 5:13

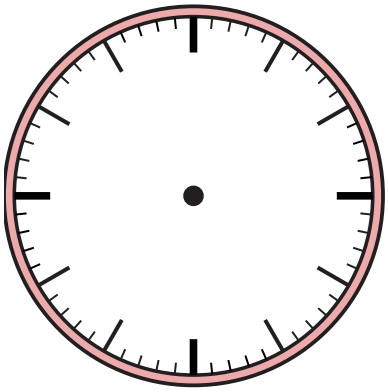

1-9	89	78	67	56	44	33	22	11	0

Dessinez l'aiguille des heures et des minutes sur l'horloge pour qu'elle représente l'heure indiquée.

1) 3:45



2) 3:13



3) 4:41



4) 8:34



5) 1:47



6) 9:20

7) 7:22

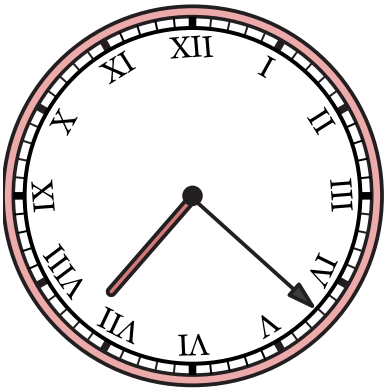

8) 4:56



9) 5:13

1-9	89	78	67	56	44	33	22	11	0

Création d'horloges Nom:

Dessinez l'aiguille des heures et des minutes sur l'horloge pour qu'elle représente l'heure indiquée.

1) 11:55

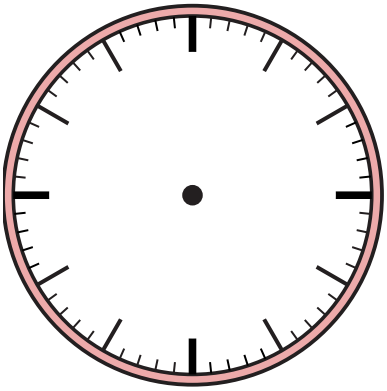

2) 7:15

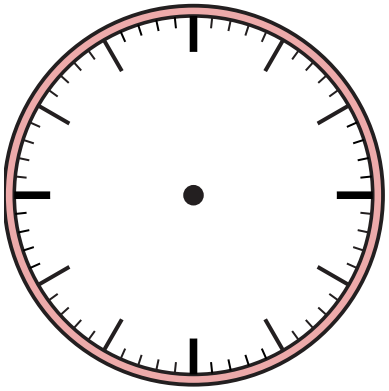

3) 8:15

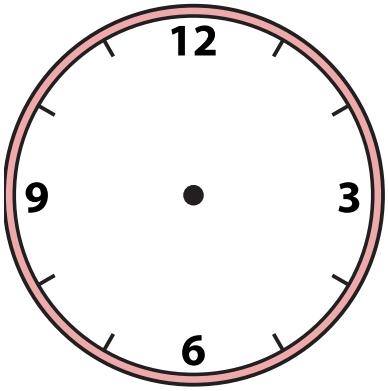

4) 10:17

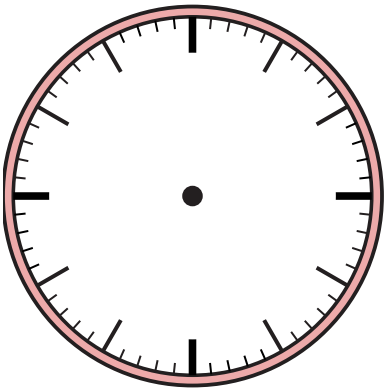

5) 8:29

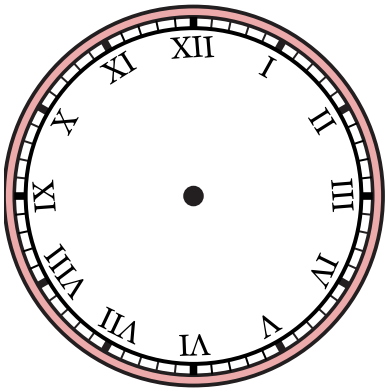

6) 2:09

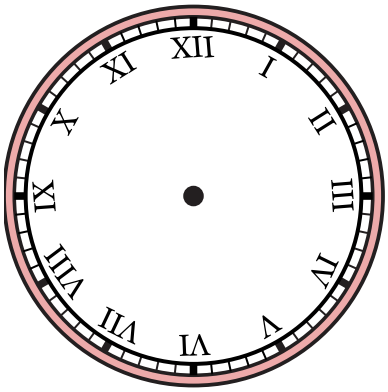

7) 12:43

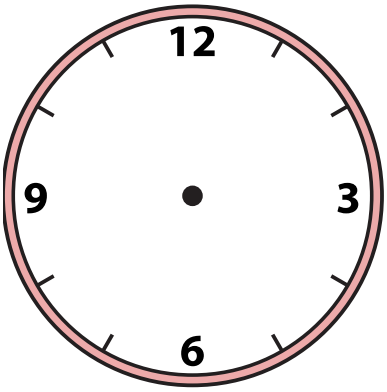

8) 4:16

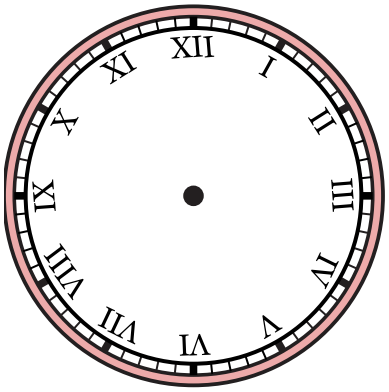

9) 12:50

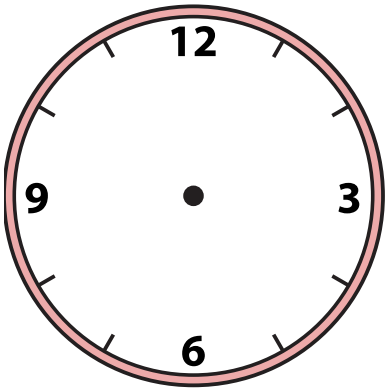

1-9	89	78	67	56	44	33	22	11	0

Création d'horloges Nom: **Clé**

Dessinez l'aiguille des heures et des minutes sur l'horloge pour qu'elle représente l'heure indiquée.

1) 11:55

2) 7:15



3) 8:15



4) 10:17



5) 8:29



6) 2:09



7) 12:43



8) 4:16

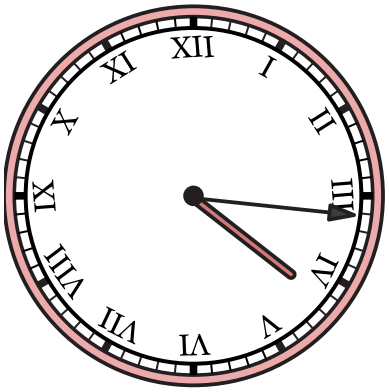

9) 12:50



1-9	89	78	67	56	44	33	22	11	0