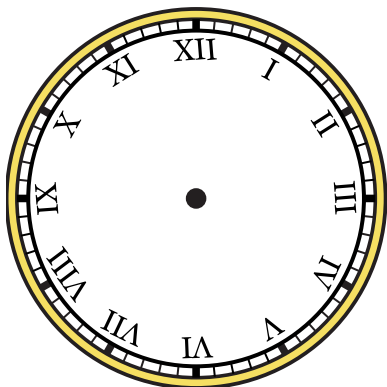


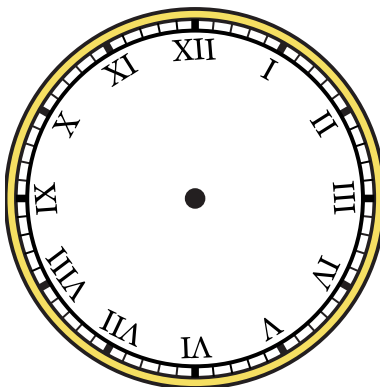


Dessinez l'aiguille des heures et des minutes sur l'horloge pour qu'elle représente l'heure indiquée.

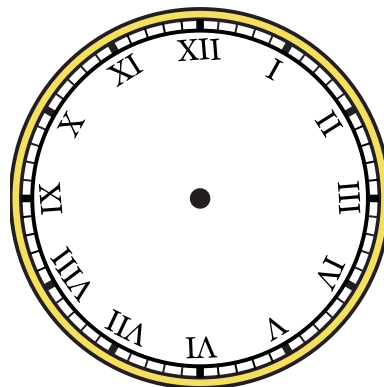
1) 3:30




2) 6:25




3) 9:45



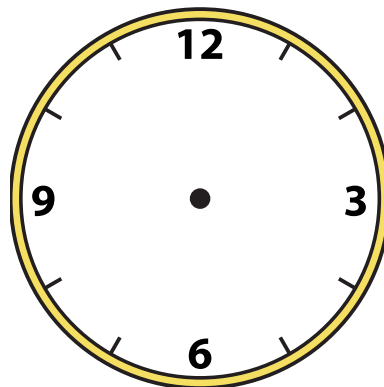
4) 4:20



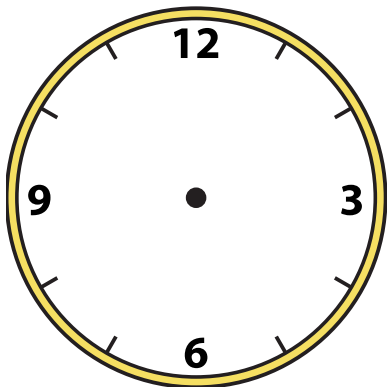
5) 1:00



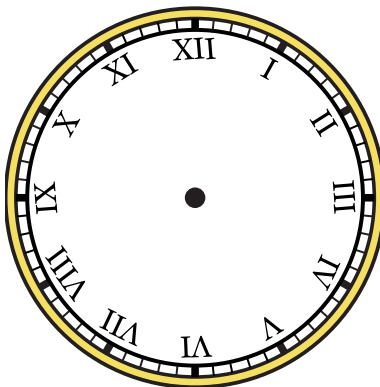
6) 6:05



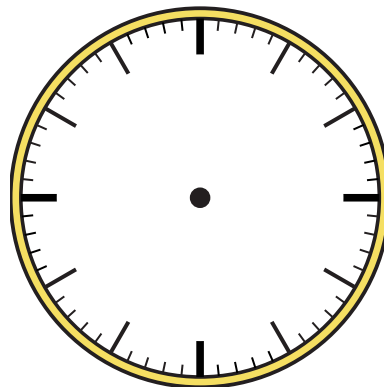
7) 1:10



8) 5:10




9) 7:20






Dessinez l'aiguille des heures et des minutes sur l'horloge pour qu'elle représente l'heure indiquée.


1) 3:30



2) 6:25




3) 9:45




4) 4:20




5) 1:00




6) 6:05



7) 1:10



8) 5:10



9) 7:20

