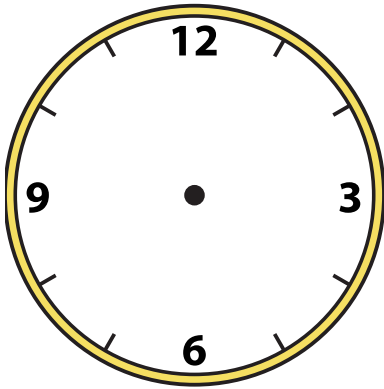


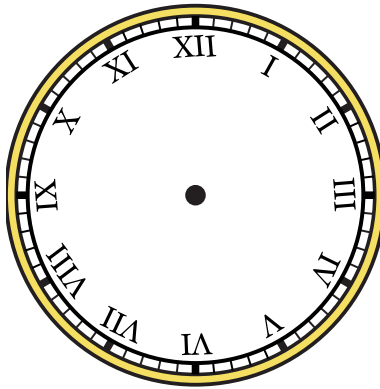


Dessinez l'aiguille des heures et des minutes sur l'horloge pour qu'elle représente l'heure indiquée.

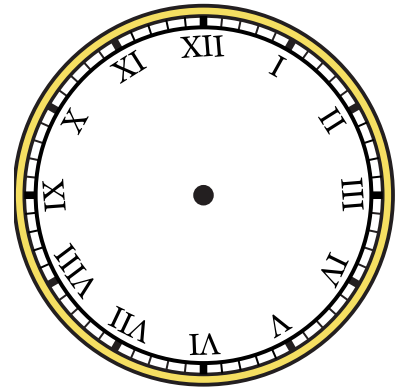
1) 3:30




2) 5:45



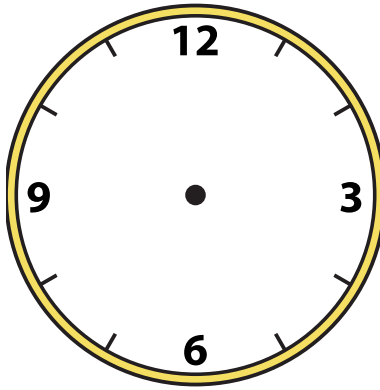
3) 3:25



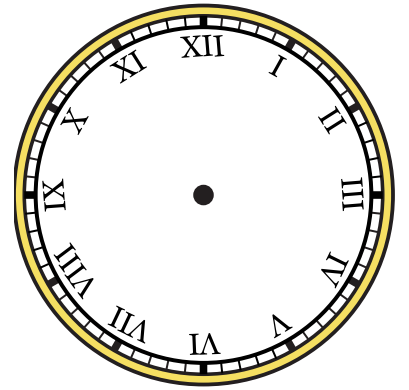
4) 7:10




5) 12:40




6) 4:35



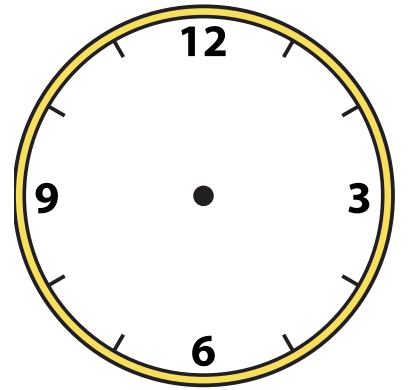
7) 5:20



8) 12:50




9) 6:55



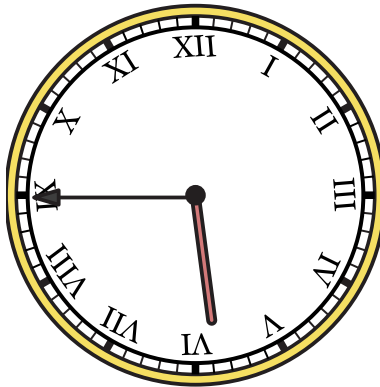


Dessinez l'aiguille des heures et des minutes sur l'horloge pour qu'elle représente l'heure indiquée.


1) 3:30



2) 5:45




3) 3:25




4) 7:10



5) 12:40



6) 4:35



7) 5:20



8) 12:50



9) 6:55

