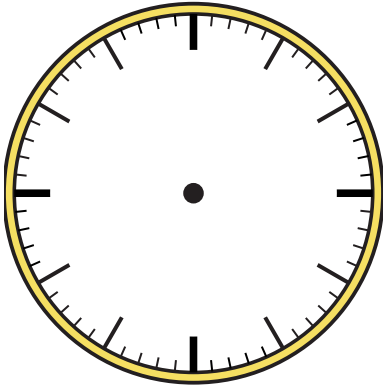




Dessinez l'aiguille des heures et des minutes sur l'horloge pour qu'elle représente l'heure indiquée.

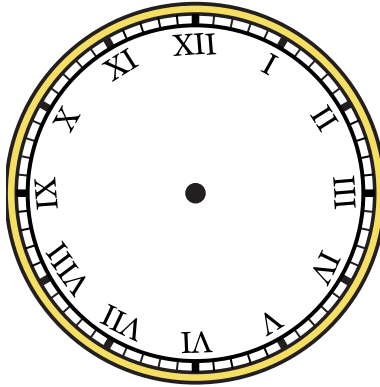
1)

6:05



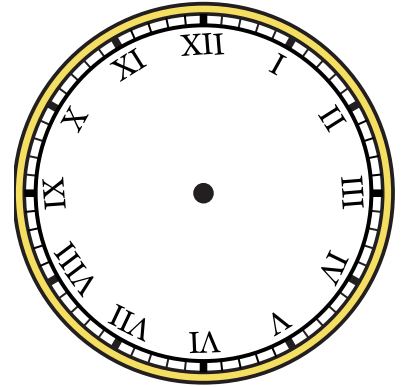
2)

11:40



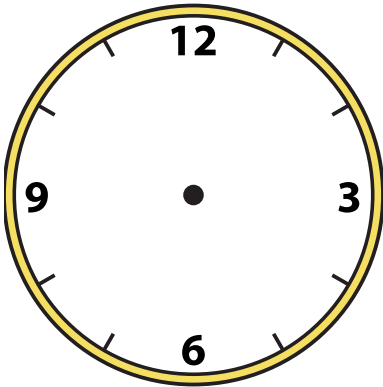
3)

12:25




4)

9:15



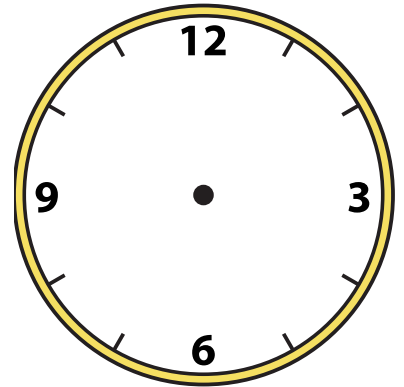
5)

12:00



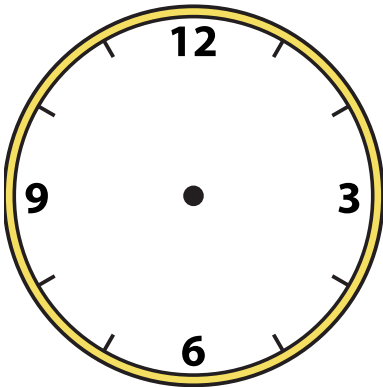
6)

6:50



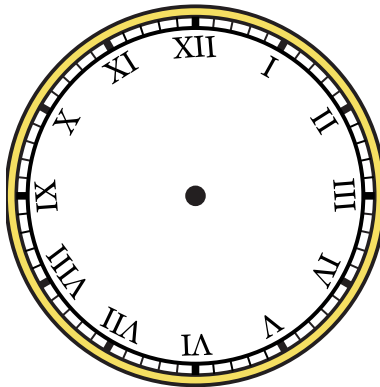
7)

10:30




8)

3:05



9)


11:15






Dessinez l'aiguille des heures et des minutes sur l'horloge pour qu'elle représente l'heure indiquée.


1) 6:05



2) 11:40



3) 12:25



4) 9:15




5) 12:00




6) 6:50



7) 10:30



8) 3:05



9) 11:15

