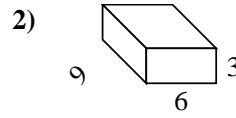
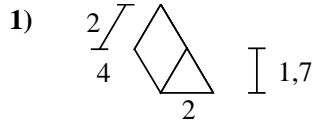
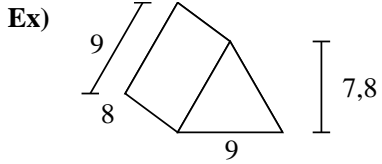




Calculez la surface de chaque figure géométrique. Les unités sont en cm.

Réponses



Ex. **286,2 cm²**

1. _____

2. _____

3. _____

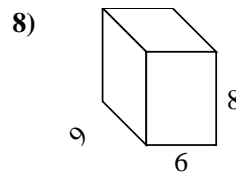
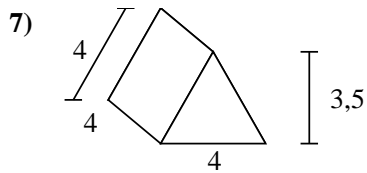
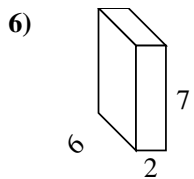
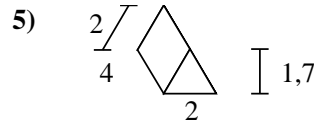
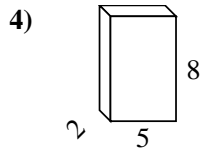
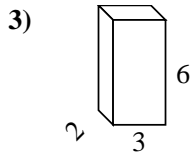
4. _____

5. _____

6. _____

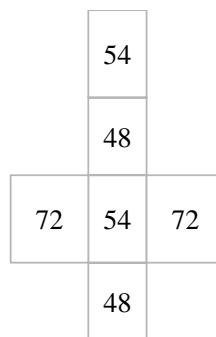
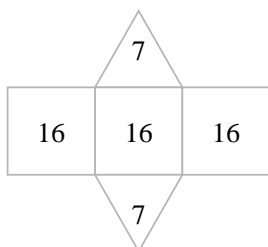
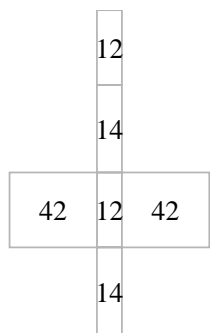
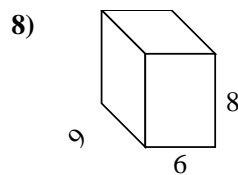
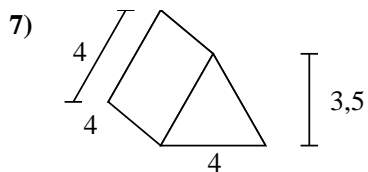
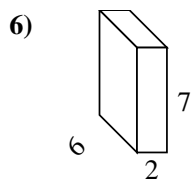
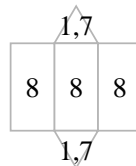
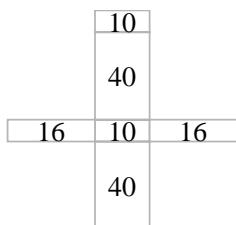
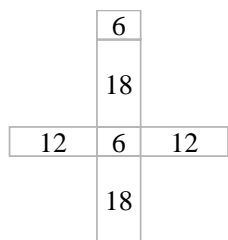
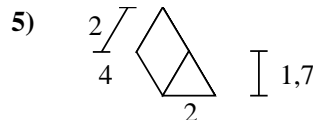
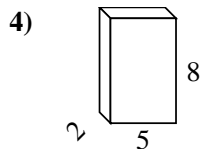
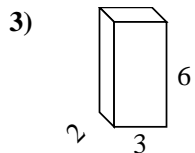
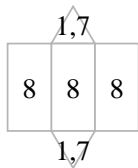
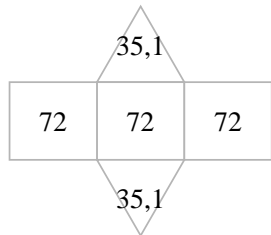
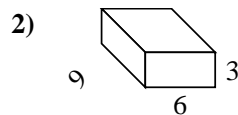
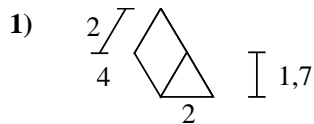
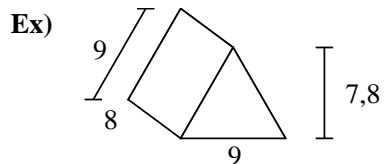
7. _____

8. _____





Calculez la surface de chaque figure géométrique. Les unités sont en cm.



Réponses

Ex. 286,2 cm²

1. 27,4 cm²

2. 198 cm²

3. 72 cm²

4. 132 cm²

5. 27,4 cm²

6. 136 cm²

7. 62 cm²

8. 348 cm²