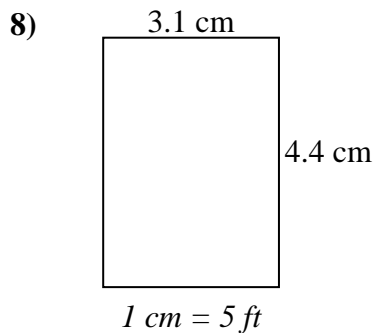
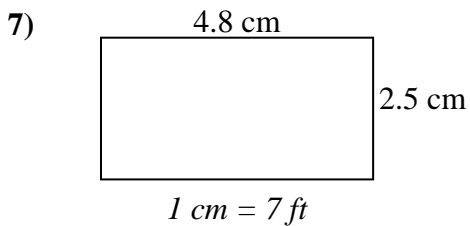
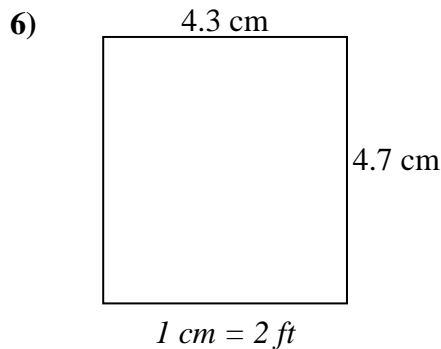
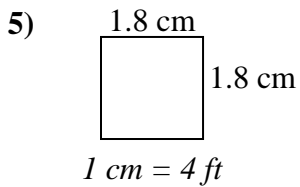
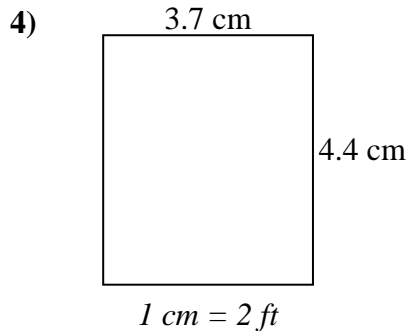
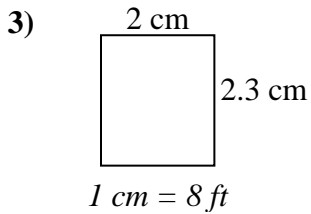
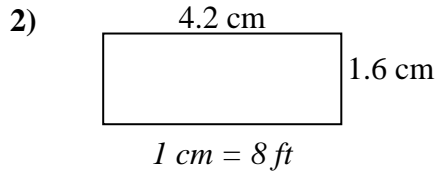
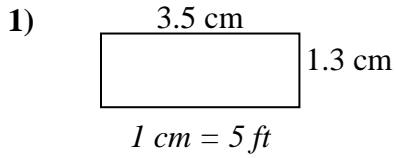




Déterminez la largeur, la hauteur et l'aire réelles de chaque rectangle d'échelle.

Arrondissez la zone au nombre entier le plus proche.



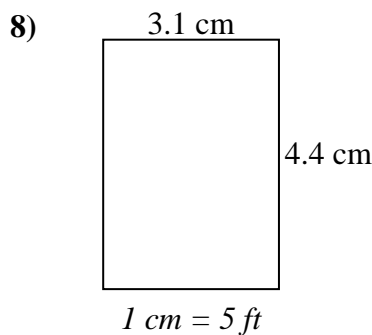
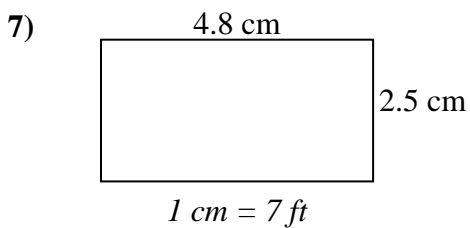
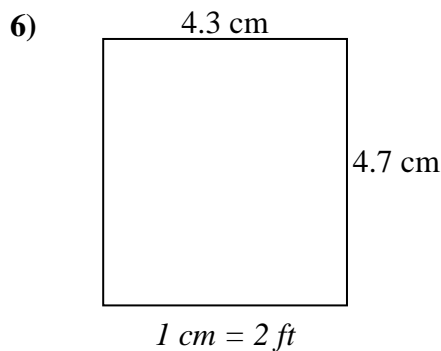
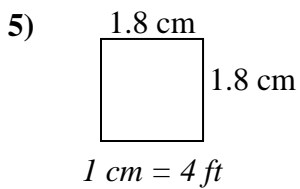
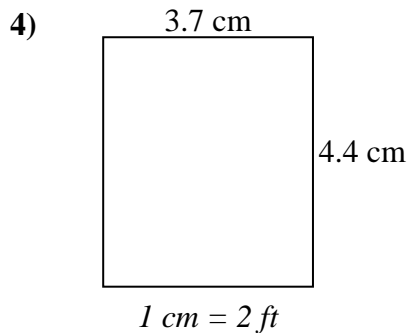
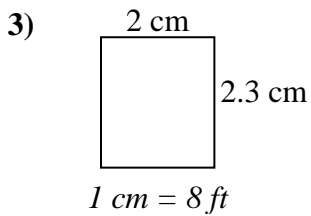
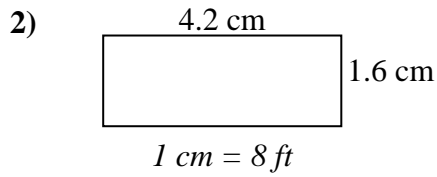
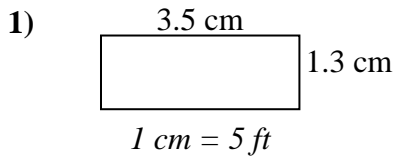
## Réponses

1. \_\_\_\_\_
2. \_\_\_\_\_
3. \_\_\_\_\_
4. \_\_\_\_\_
5. \_\_\_\_\_
6. \_\_\_\_\_
7. \_\_\_\_\_
8. \_\_\_\_\_



Déterminez la largeur, la hauteur et l'aire réelles de chaque rectangle d'échelle.

Arrondissez la zone au nombre entier le plus proche.



**Réponses**

1.	<u>17.5</u>	<u>6.5</u>	<u>114</u>
2.	<u>33.6</u>	<u>12.8</u>	<u>430</u>
3.	<u>16</u>	<u>18.4</u>	<u>294</u>
4.	<u>7.4</u>	<u>8.8</u>	<u>65</u>
5.	<u>7.2</u>	<u>7.2</u>	<u>52</u>
6.	<u>8.6</u>	<u>9.4</u>	<u>81</u>
7.	<u>33.6</u>	<u>17.5</u>	<u>588</u>
8.	<u>15.5</u>	<u>22</u>	<u>341</u>