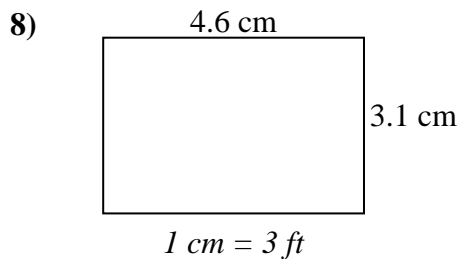
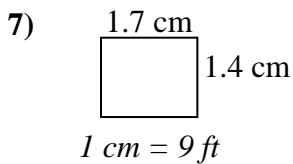
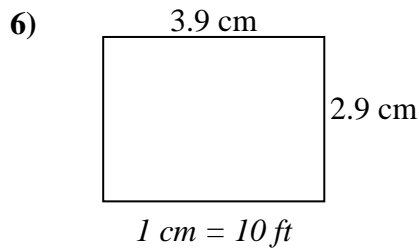
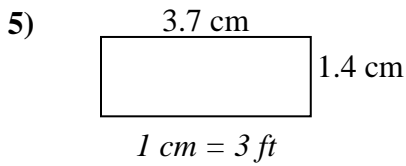
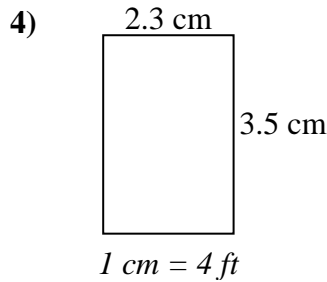
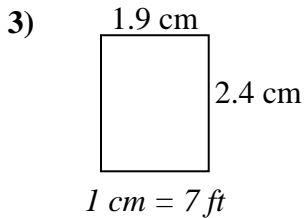
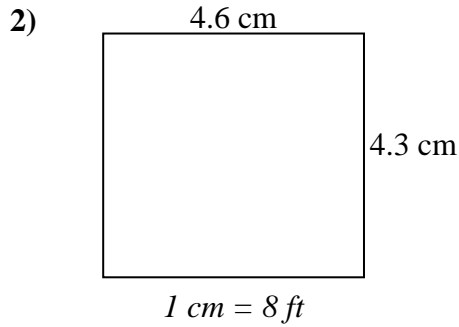
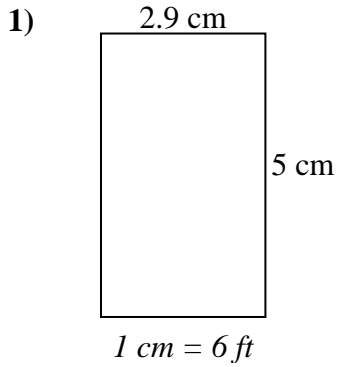




**Déterminez la largeur, la hauteur et l'aire réelles de chaque rectangle d'échelle.**

**Arrondissez la zone au nombre entier le plus proche.**



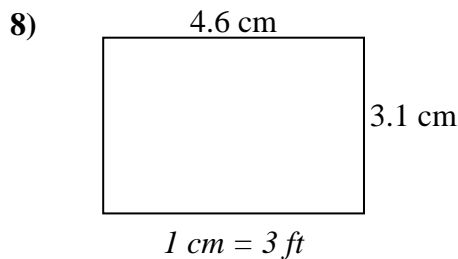
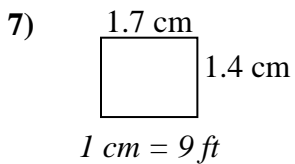
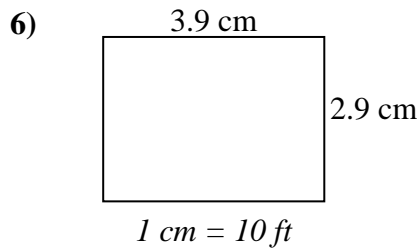
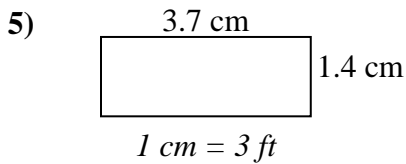
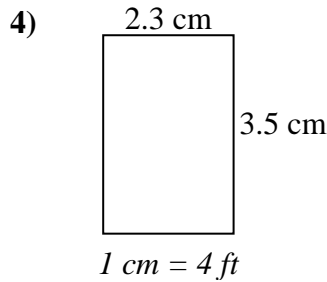
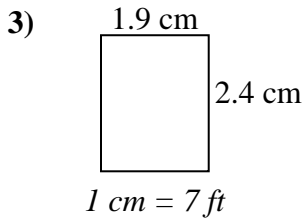
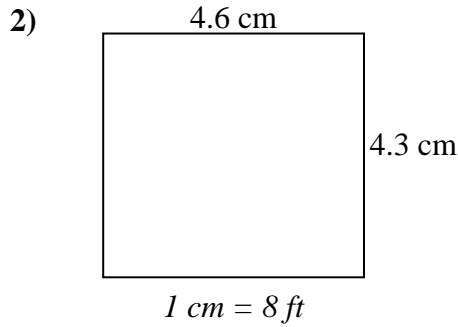
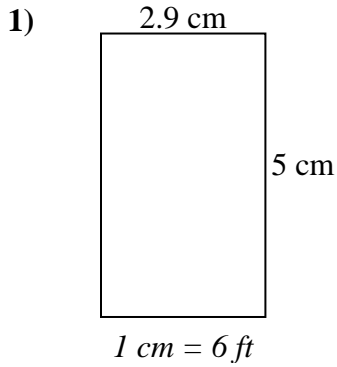
**Réponses**

1. \_\_\_\_\_
2. \_\_\_\_\_
3. \_\_\_\_\_
4. \_\_\_\_\_
5. \_\_\_\_\_
6. \_\_\_\_\_
7. \_\_\_\_\_
8. \_\_\_\_\_



Déterminez la largeur, la hauteur et l'aire réelles de chaque rectangle d'échelle.

Arrondissez la zone au nombre entier le plus proche.



**Réponses**

- |    |             |             |              |
|----|-------------|-------------|--------------|
| 1. | <u>17.4</u> | <u>30</u>   | <u>522</u>   |
| 2. | <u>36.8</u> | <u>34.4</u> | <u>1 266</u> |
| 3. | <u>13.3</u> | <u>16.8</u> | <u>223</u>   |
| 4. | <u>9.2</u>  | <u>14</u>   | <u>129</u>   |
| 5. | <u>11.1</u> | <u>4.2</u>  | <u>47</u>    |
| 6. | <u>39</u>   | <u>29</u>   | <u>1 131</u> |
| 7. | <u>15.3</u> | <u>12.6</u> | <u>193</u>   |
| 8. | <u>13.8</u> | <u>9.3</u>  | <u>128</u>   |