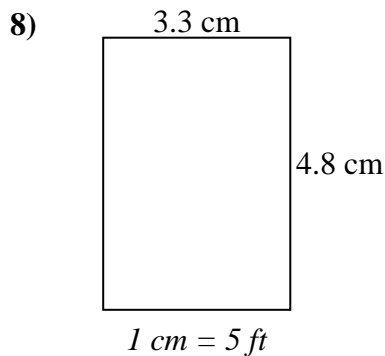
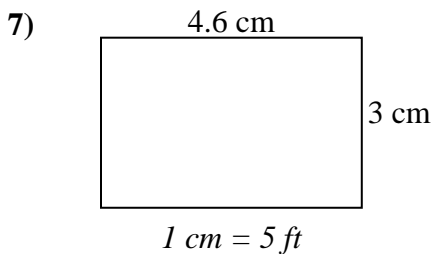
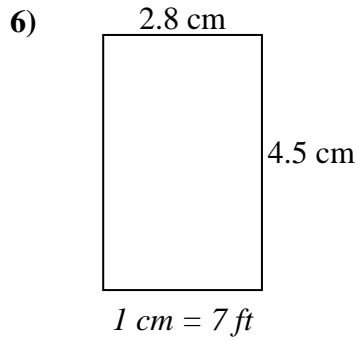
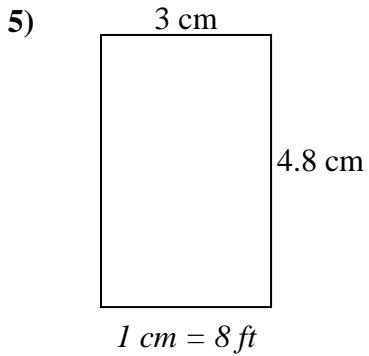
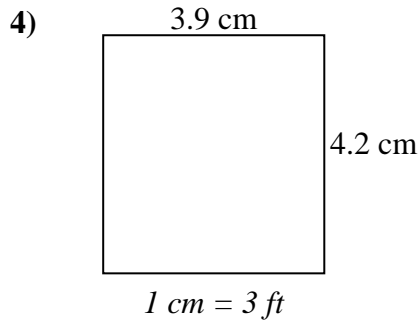
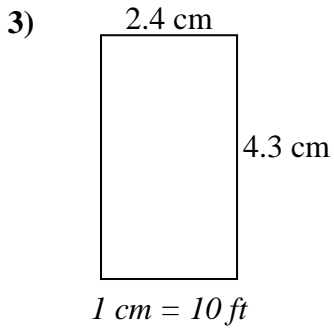
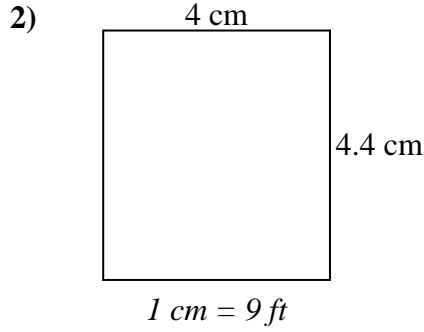
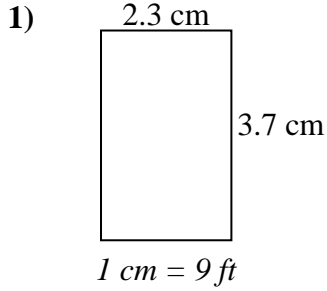




Déterminez la largeur, la hauteur et l'aire réelles de chaque rectangle d'échelle.

Arrondissez la zone au nombre entier le plus proche.



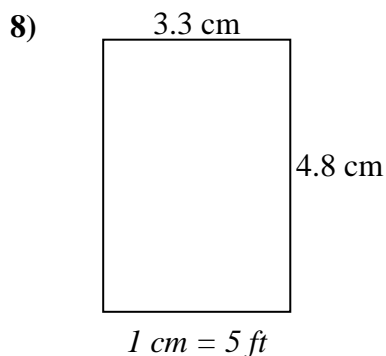
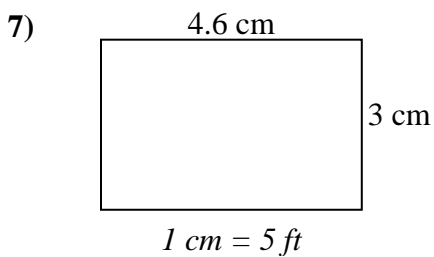
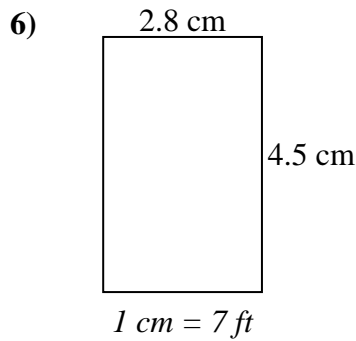
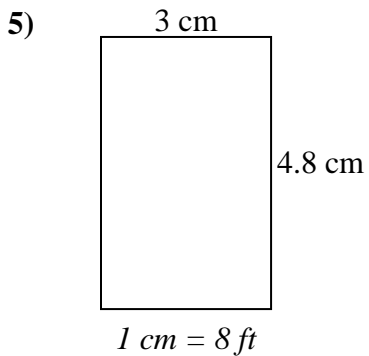
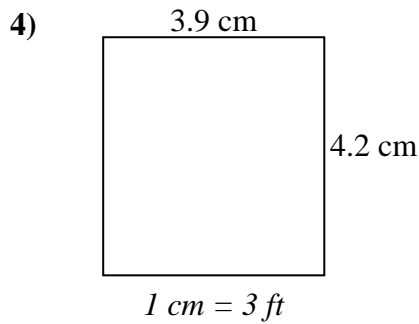
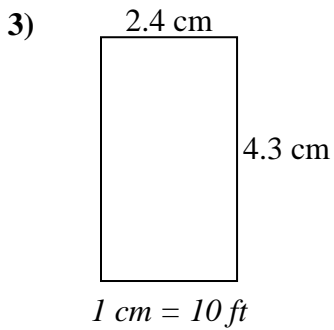
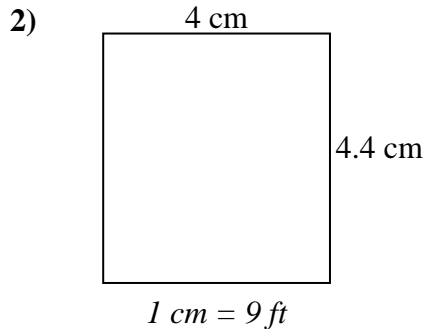
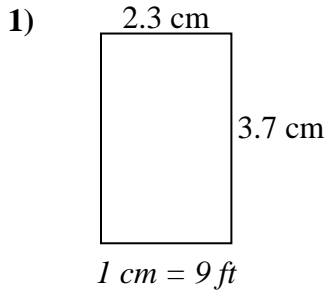
Réponses

1. _____
2. _____
3. _____
4. _____
5. _____
6. _____
7. _____
8. _____



Déterminez la largeur, la hauteur et l'aire réelles de chaque rectangle d'échelle.

Arrondissez la zone au nombre entier le plus proche.



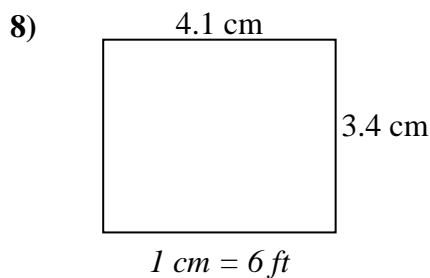
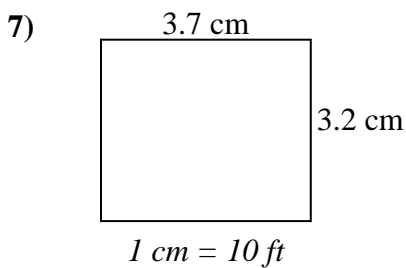
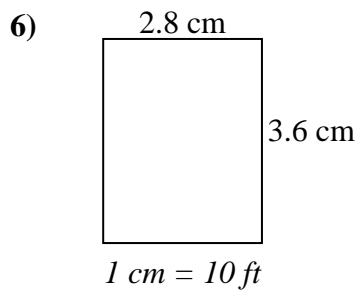
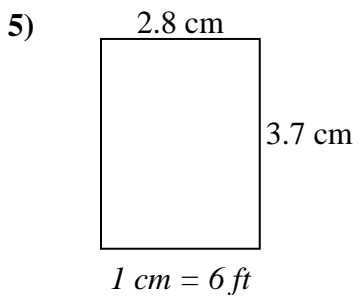
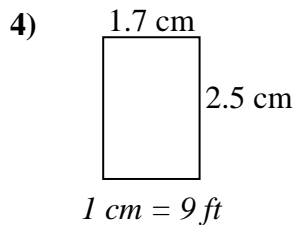
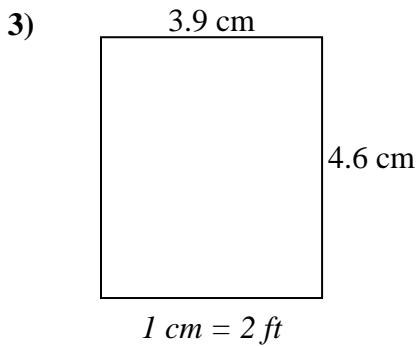
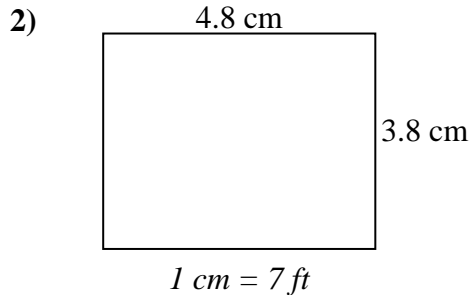
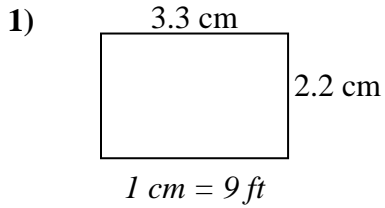
Réponses

1.	<u>20.7</u>	<u>33.3</u>	<u>689</u>
2.	<u>36</u>	<u>39.6</u>	<u>1 426</u>
3.	<u>24</u>	<u>43</u>	<u>1 032</u>
4.	<u>11.7</u>	<u>12.6</u>	<u>147</u>
5.	<u>24</u>	<u>38.4</u>	<u>922</u>
6.	<u>19.6</u>	<u>31.5</u>	<u>617</u>
7.	<u>23</u>	<u>15</u>	<u>345</u>
8.	<u>16.5</u>	<u>24</u>	<u>396</u>



Déterminez la largeur, la hauteur et l'aire réelles de chaque rectangle d'échelle.

Arrondissez la zone au nombre entier le plus proche.



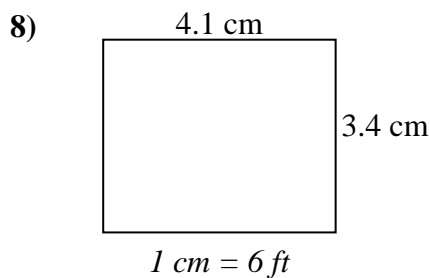
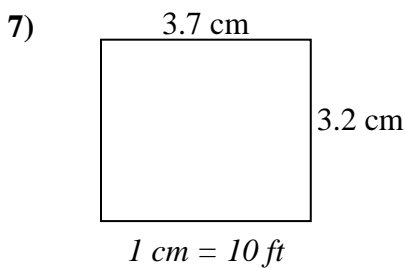
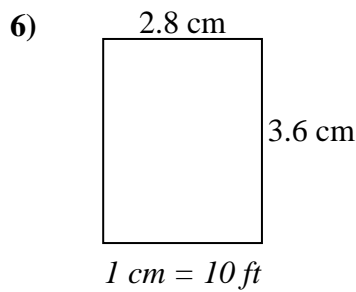
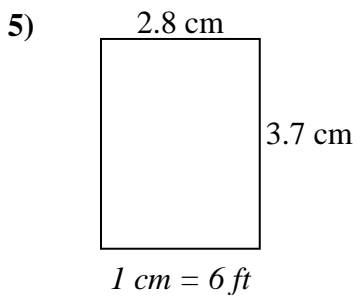
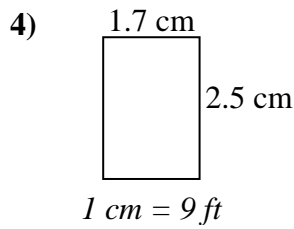
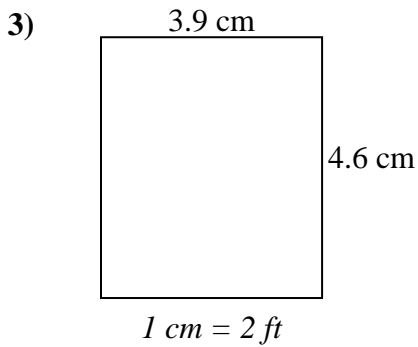
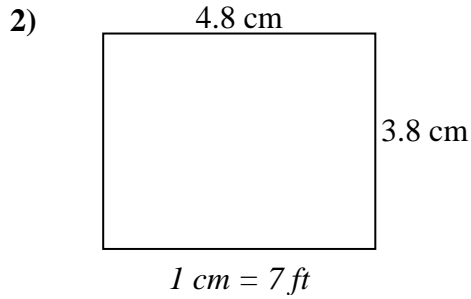
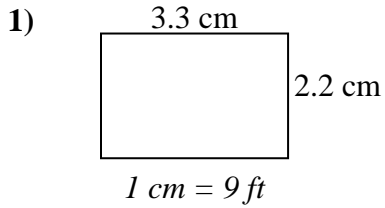
Réponses

1. _____
2. _____
3. _____
4. _____
5. _____
6. _____
7. _____
8. _____



Déterminez la largeur, la hauteur et l'aire réelles de chaque rectangle d'échelle.

Arrondissez la zone au nombre entier le plus proche.



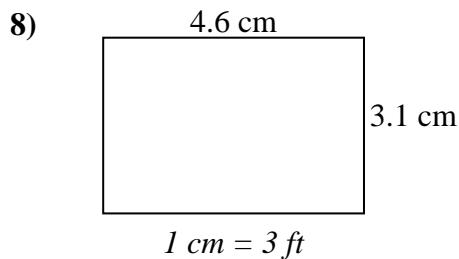
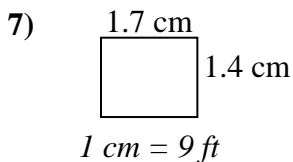
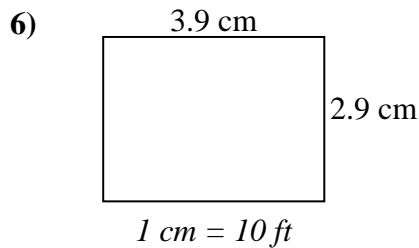
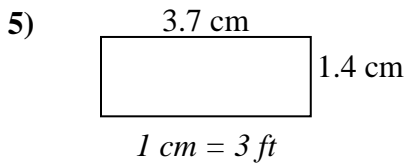
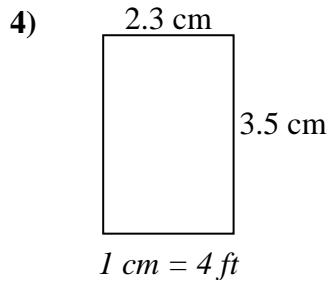
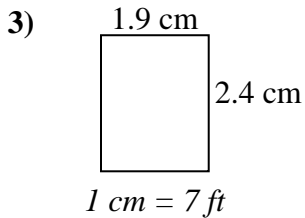
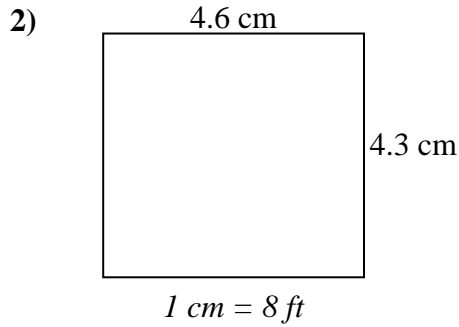
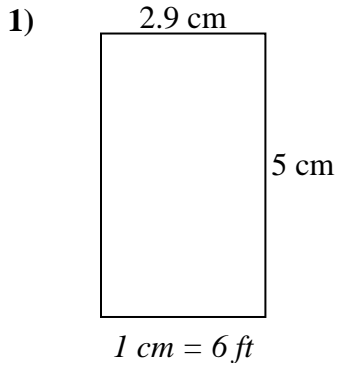
Réponses

1. 29.7 19.8 588
2. 33.6 26.6 894
3. 7.8 9.2 72
4. 15.3 22.5 344
5. 16.8 22.2 373
6. 28 36 1 008
7. 37 32 1 184
8. 24.6 20.4 502



Déterminez la largeur, la hauteur et l'aire réelles de chaque rectangle d'échelle.

Arrondissez la zone au nombre entier le plus proche.



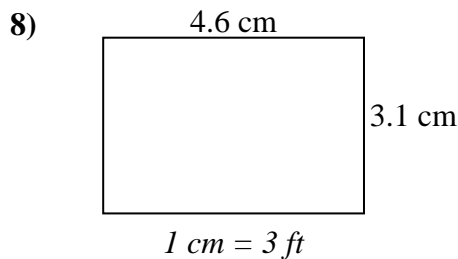
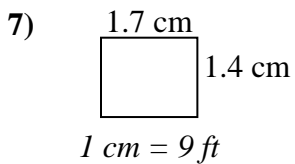
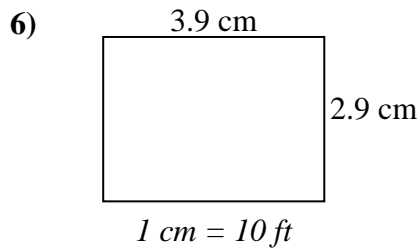
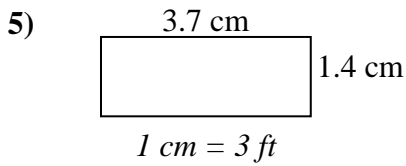
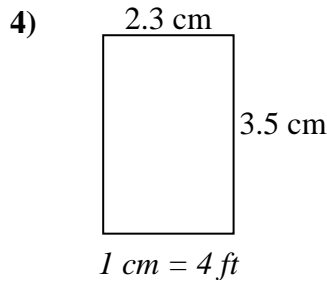
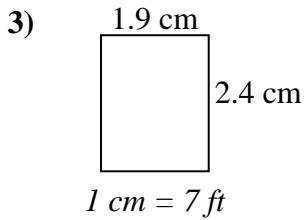
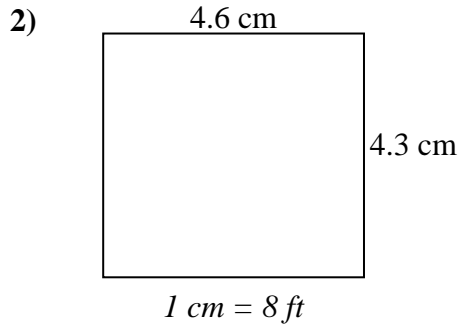
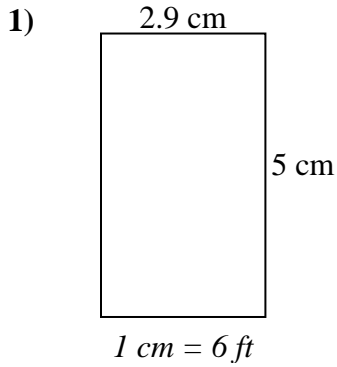
Réponses

1. _____
2. _____
3. _____
4. _____
5. _____
6. _____
7. _____
8. _____



Déterminez la largeur, la hauteur et l'aire réelles de chaque rectangle d'échelle.

Arrondissez la zone au nombre entier le plus proche.



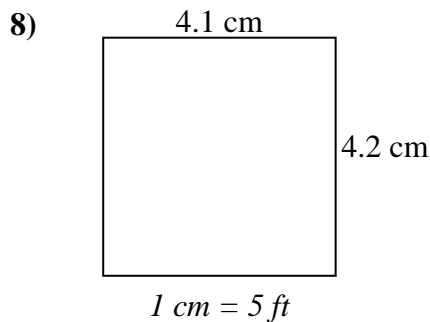
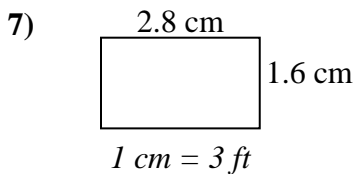
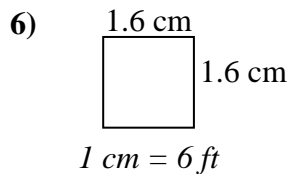
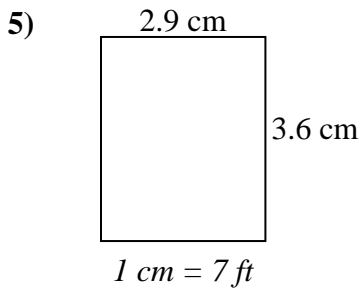
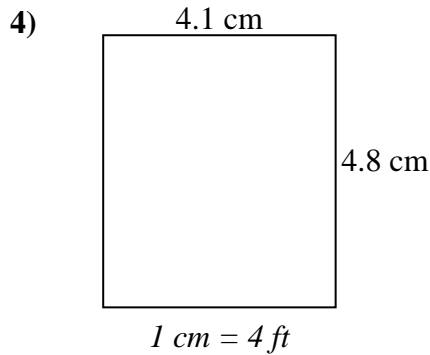
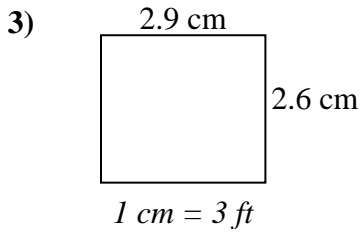
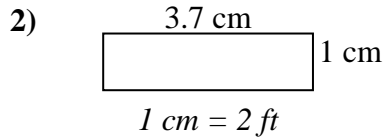
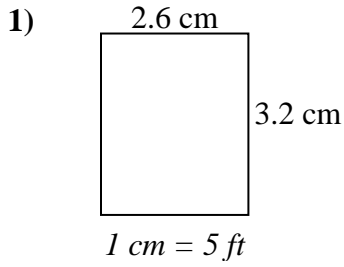
Réponses

1. 17.4 30 522
2. 36.8 34.4 1 266
3. 13.3 16.8 223
4. 9.2 14 129
5. 11.1 4.2 47
6. 39 29 1 131
7. 15.3 12.6 193
8. 13.8 9.3 128



Déterminez la largeur, la hauteur et l'aire réelles de chaque rectangle d'échelle.

Arrondissez la zone au nombre entier le plus proche.



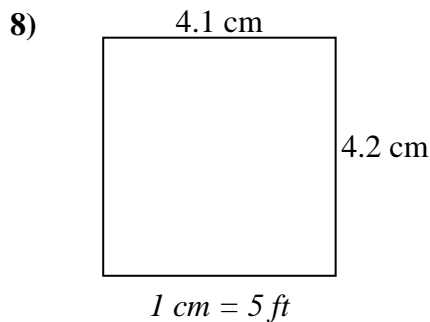
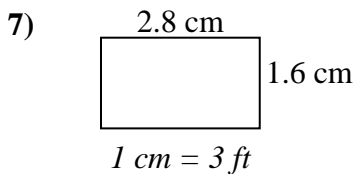
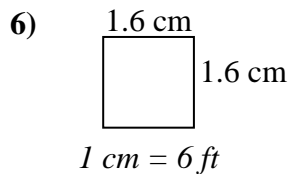
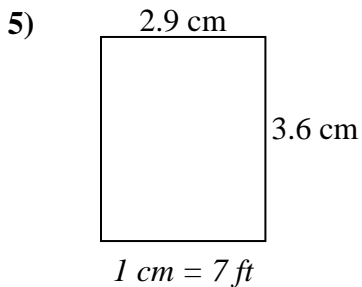
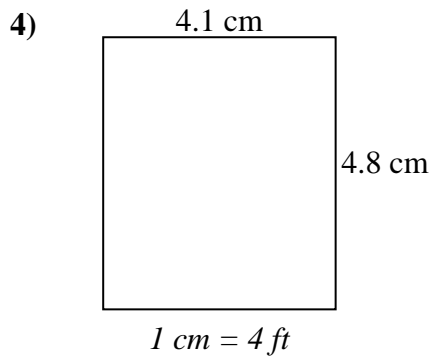
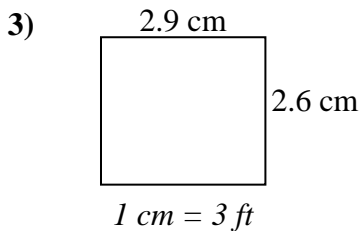
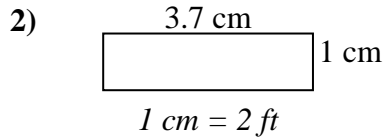
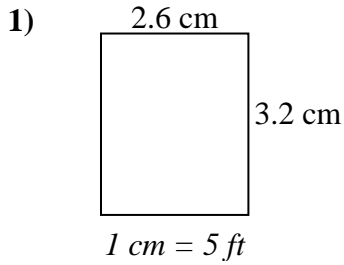
Réponses

1. _____
2. _____
3. _____
4. _____
5. _____
6. _____
7. _____
8. _____



Déterminez la largeur, la hauteur et l'aire réelles de chaque rectangle d'échelle.

Arrondissez la zone au nombre entier le plus proche.



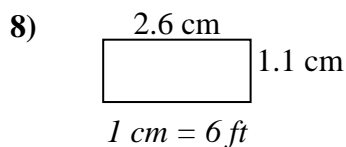
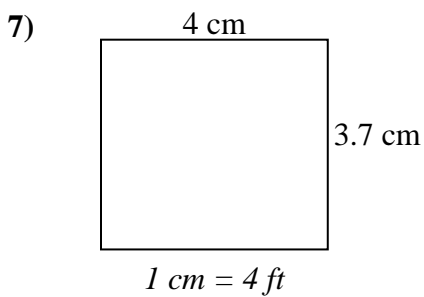
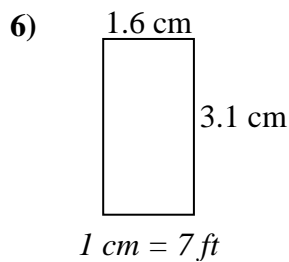
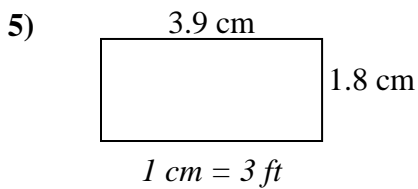
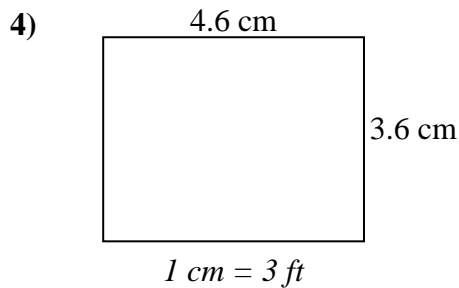
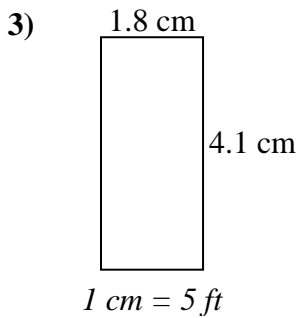
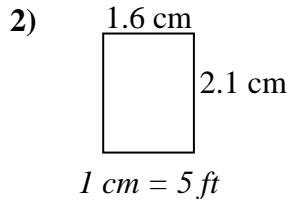
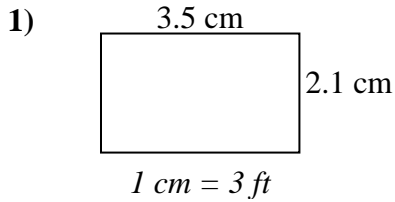
Réponses

1.	<u>13</u>	<u>16</u>	<u>208</u>
2.	<u>7.4</u>	<u>2</u>	<u>15</u>
3.	<u>8.7</u>	<u>7.8</u>	<u>68</u>
4.	<u>16.4</u>	<u>19.2</u>	<u>315</u>
5.	<u>20.3</u>	<u>25.2</u>	<u>512</u>
6.	<u>9.6</u>	<u>9.6</u>	<u>92</u>
7.	<u>8.4</u>	<u>4.8</u>	<u>40</u>
8.	<u>20.5</u>	<u>21</u>	<u>431</u>



Déterminez la largeur, la hauteur et l'aire réelles de chaque rectangle d'échelle.

Arrondissez la zone au nombre entier le plus proche.



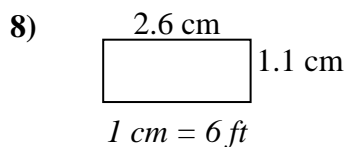
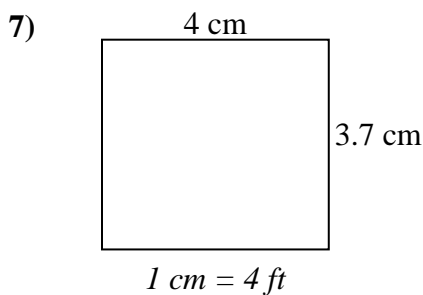
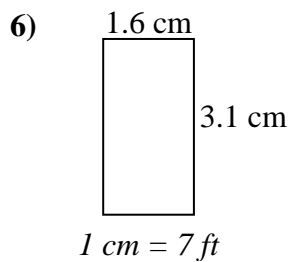
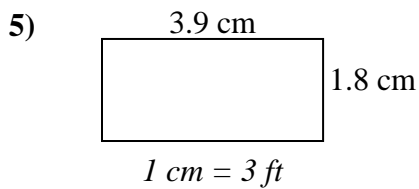
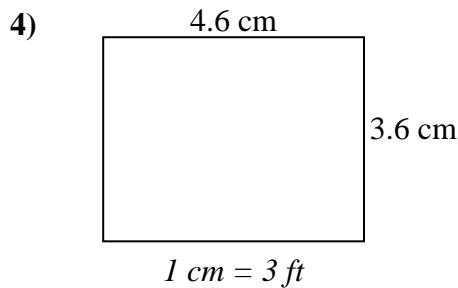
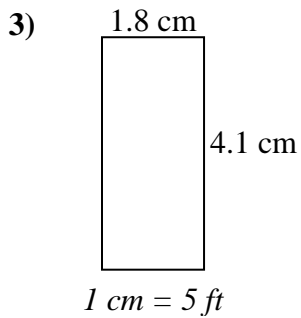
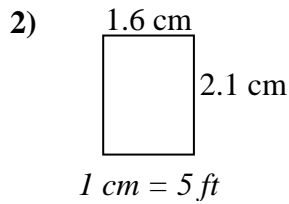
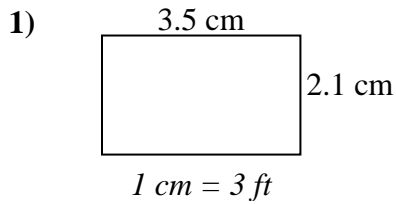
Réponses

1. _____
2. _____
3. _____
4. _____
5. _____
6. _____
7. _____
8. _____



Déterminez la largeur, la hauteur et l'aire réelles de chaque rectangle d'échelle.

Arrondissez la zone au nombre entier le plus proche.



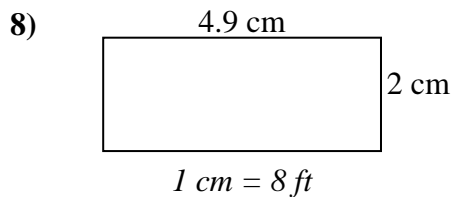
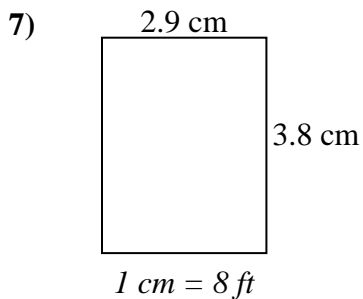
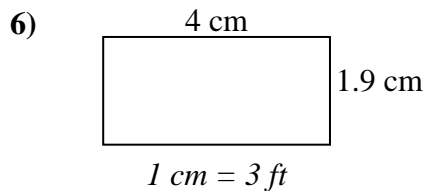
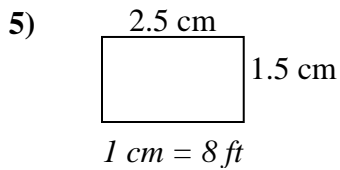
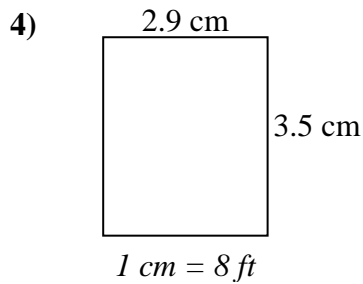
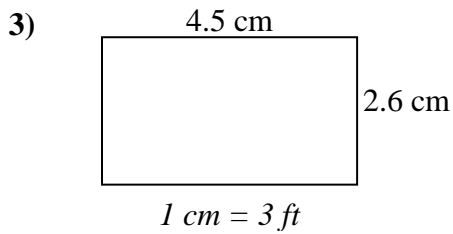
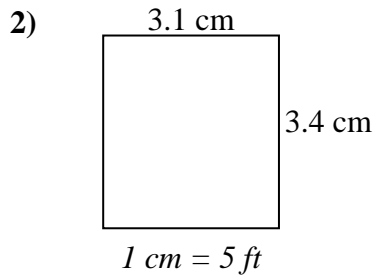
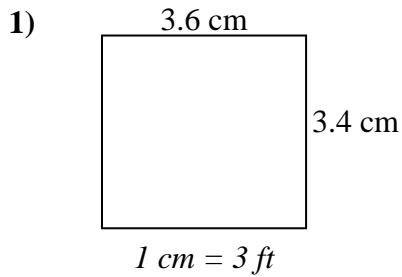
Réponses

1.	<u>10.5</u>	<u>6.3</u>	<u>66</u>
2.	<u>8</u>	<u>10.5</u>	<u>84</u>
3.	<u>9</u>	<u>20.5</u>	<u>185</u>
4.	<u>13.8</u>	<u>10.8</u>	<u>149</u>
5.	<u>11.7</u>	<u>5.4</u>	<u>63</u>
6.	<u>11.2</u>	<u>21.7</u>	<u>243</u>
7.	<u>16</u>	<u>14.8</u>	<u>237</u>
8.	<u>15.6</u>	<u>6.6</u>	<u>103</u>



Déterminez la largeur, la hauteur et l'aire réelles de chaque rectangle d'échelle.

Arrondissez la zone au nombre entier le plus proche.



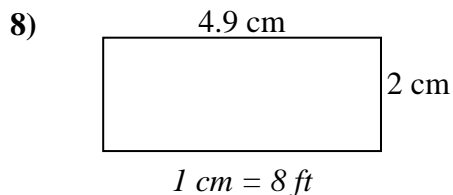
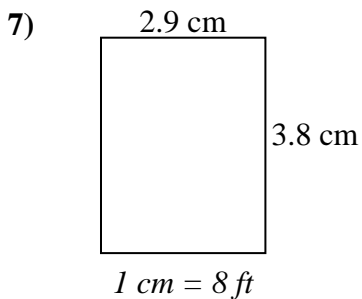
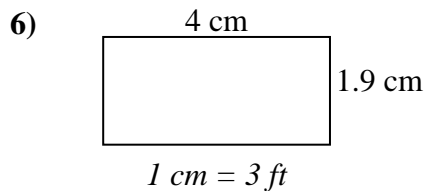
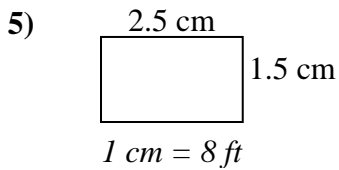
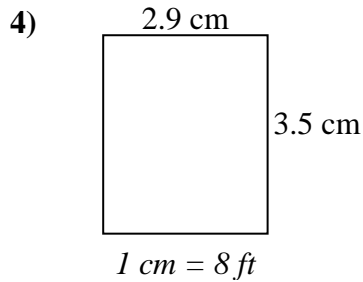
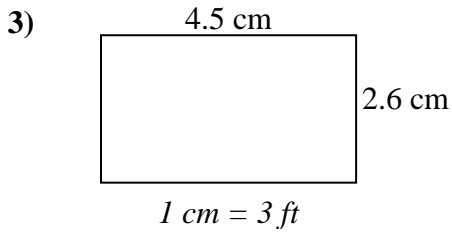
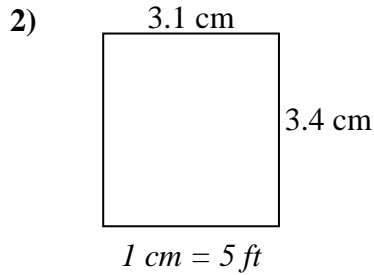
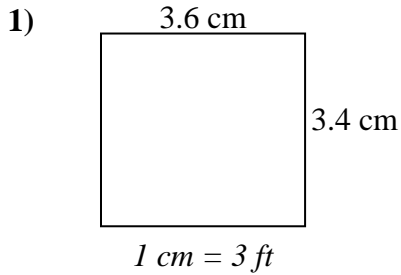
Réponses

1. _____
2. _____
3. _____
4. _____
5. _____
6. _____
7. _____
8. _____



Déterminez la largeur, la hauteur et l'aire réelles de chaque rectangle d'échelle.

Arrondissez la zone au nombre entier le plus proche.



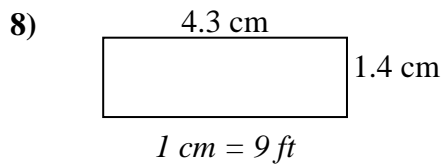
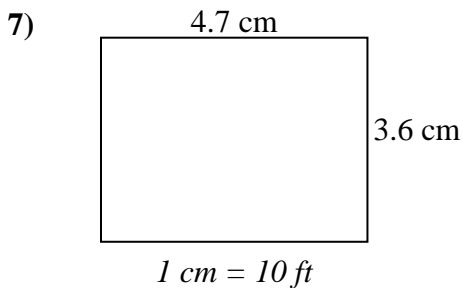
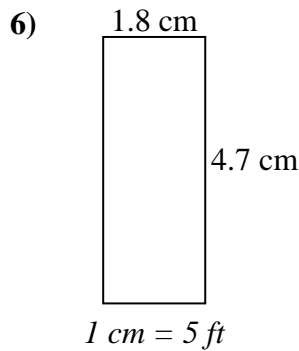
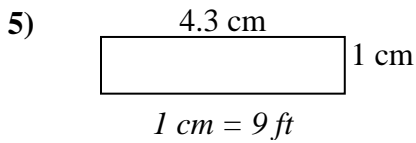
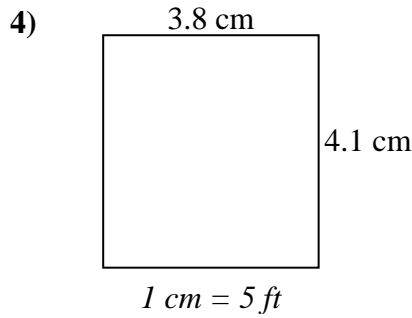
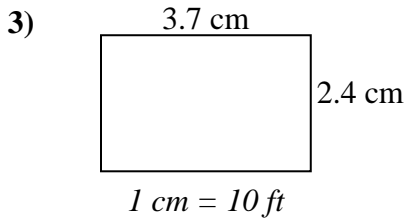
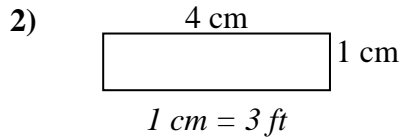
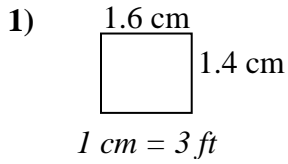
Réponses

1. 10.8 10.2 110
2. 15.5 17 264
3. 13.5 7.8 105
4. 23.2 28 650
5. 20 12 240
6. 12 5.7 68
7. 23.2 30.4 705
8. 39.2 16 627



Déterminez la largeur, la hauteur et l'aire réelles de chaque rectangle d'échelle.

Arrondissez la zone au nombre entier le plus proche.



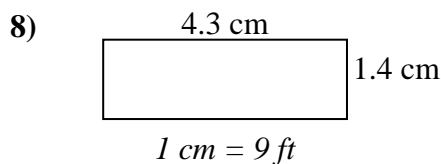
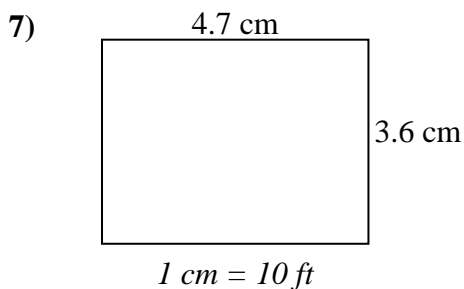
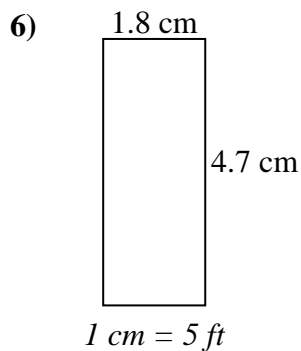
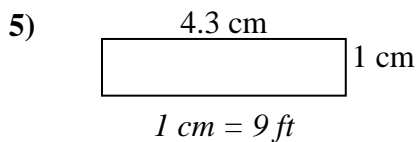
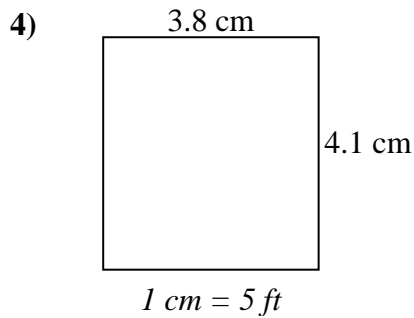
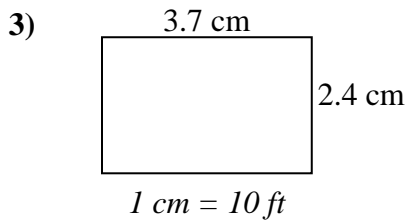
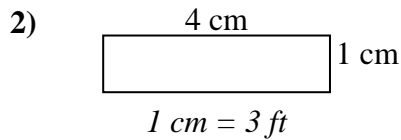
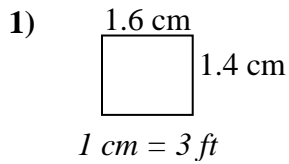
Réponses

1. _____
2. _____
3. _____
4. _____
5. _____
6. _____
7. _____
8. _____



Déterminez la largeur, la hauteur et l'aire réelles de chaque rectangle d'échelle.

Arrondissez la zone au nombre entier le plus proche.



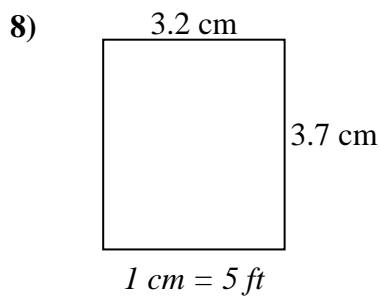
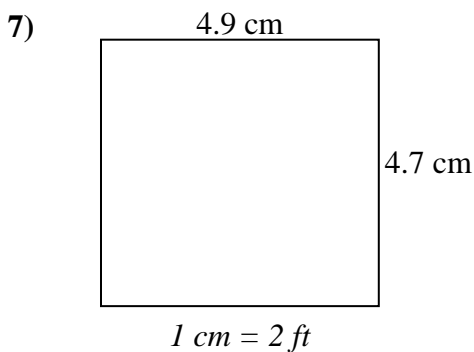
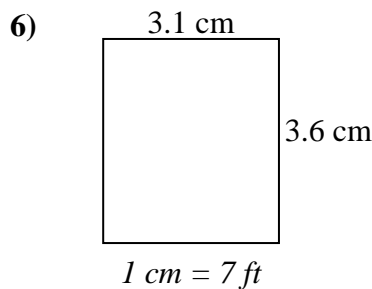
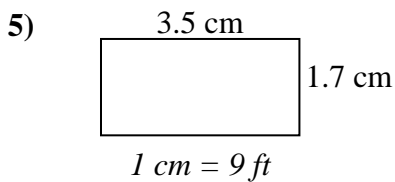
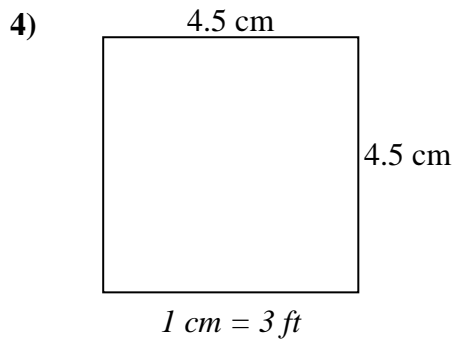
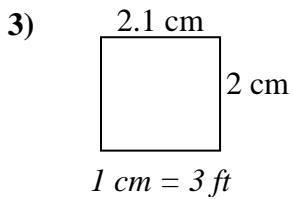
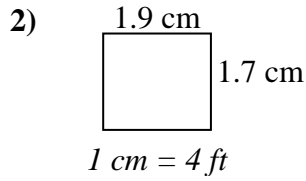
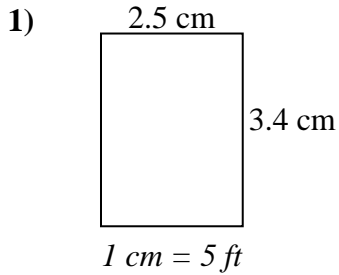
Réponses

1.	<u>4.8</u>	<u>4.2</u>	<u>20</u>
2.	<u>12</u>	<u>3</u>	<u>36</u>
3.	<u>37</u>	<u>24</u>	<u>888</u>
4.	<u>19</u>	<u>20.5</u>	<u>390</u>
5.	<u>38.7</u>	<u>9</u>	<u>348</u>
6.	<u>9</u>	<u>23.5</u>	<u>212</u>
7.	<u>47</u>	<u>36</u>	<u>1 692</u>
8.	<u>38.7</u>	<u>12.6</u>	<u>488</u>



Déterminez la largeur, la hauteur et l'aire réelles de chaque rectangle d'échelle.

Arrondissez la zone au nombre entier le plus proche.



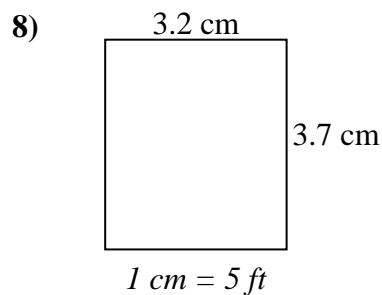
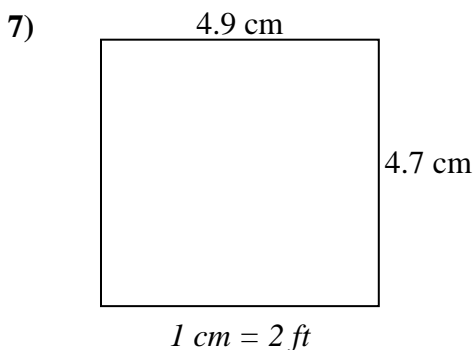
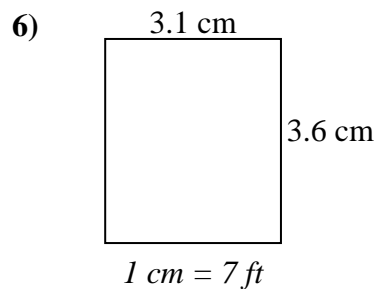
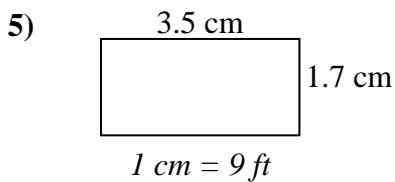
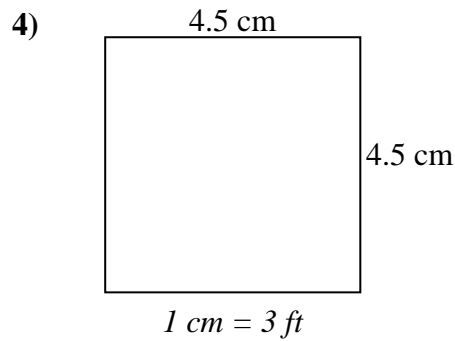
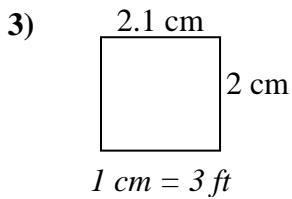
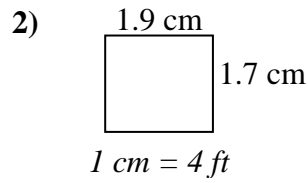
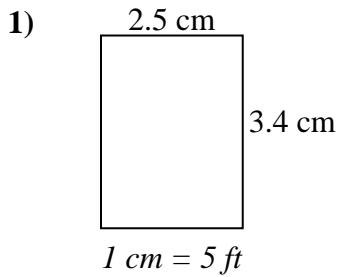
Réponses

1. _____
2. _____
3. _____
4. _____
5. _____
6. _____
7. _____
8. _____



Déterminez la largeur, la hauteur et l'aire réelles de chaque rectangle d'échelle.

Arrondissez la zone au nombre entier le plus proche.



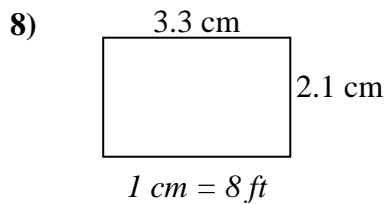
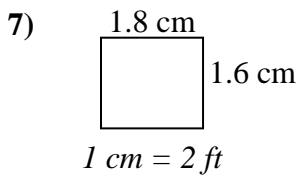
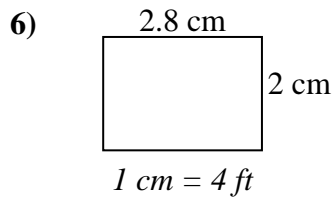
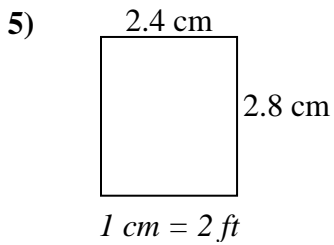
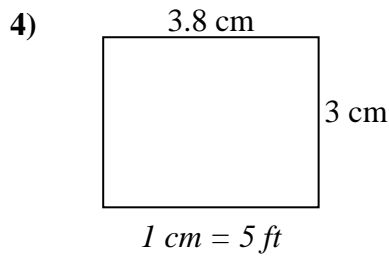
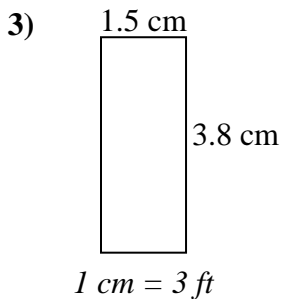
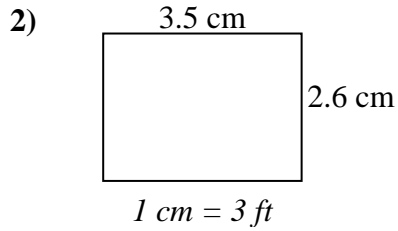
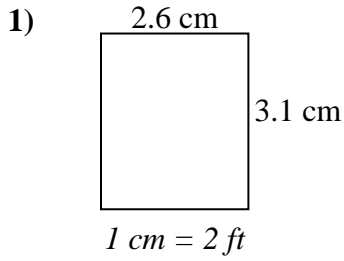
Réponses

1.	<u>12.5</u>	<u>17</u>	<u>213</u>
2.	<u>7.6</u>	<u>6.8</u>	<u>52</u>
3.	<u>6.3</u>	<u>6</u>	<u>38</u>
4.	<u>13.5</u>	<u>13.5</u>	<u>182</u>
5.	<u>31.5</u>	<u>15.3</u>	<u>482</u>
6.	<u>21.7</u>	<u>25.2</u>	<u>547</u>
7.	<u>9.8</u>	<u>9.4</u>	<u>92</u>
8.	<u>16</u>	<u>18.5</u>	<u>296</u>



Déterminez la largeur, la hauteur et l'aire réelles de chaque rectangle d'échelle.

Arrondissez la zone au nombre entier le plus proche.



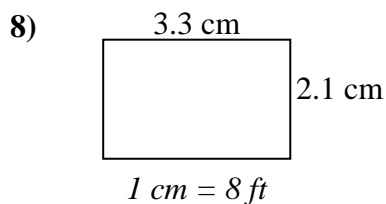
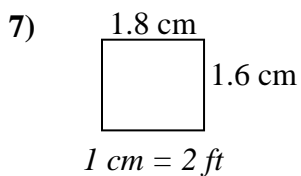
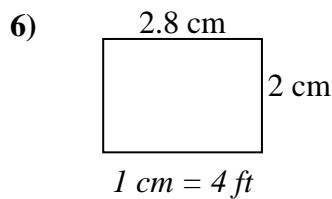
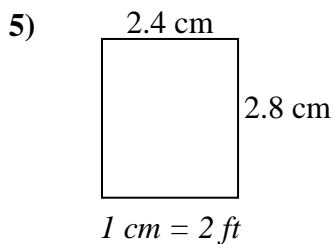
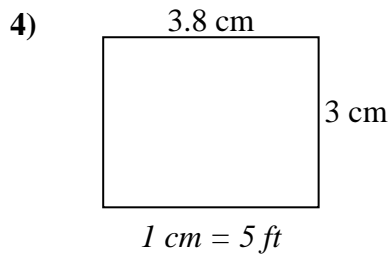
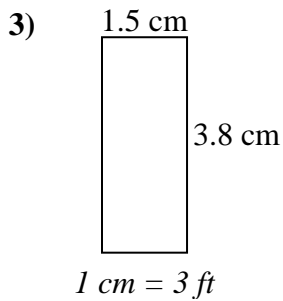
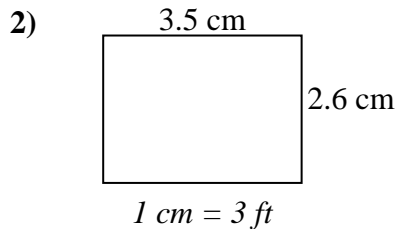
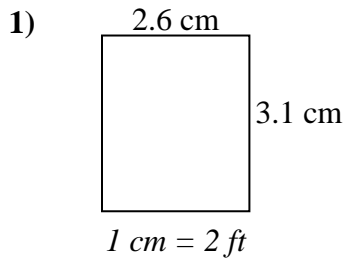
Réponses

1. _____
2. _____
3. _____
4. _____
5. _____
6. _____
7. _____
8. _____



Déterminez la largeur, la hauteur et l'aire réelles de chaque rectangle d'échelle.

Arrondissez la zone au nombre entier le plus proche.



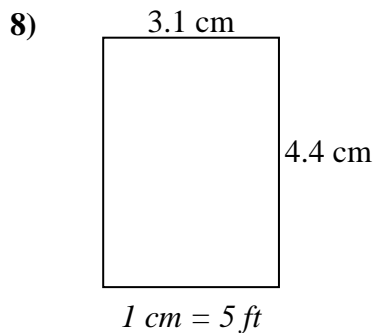
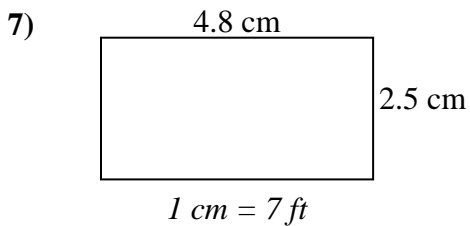
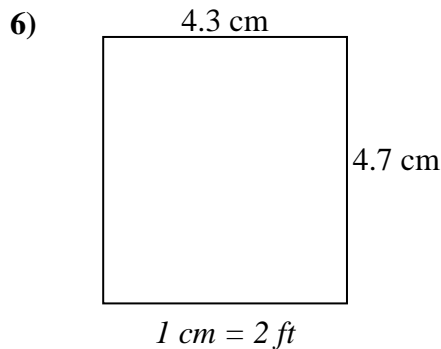
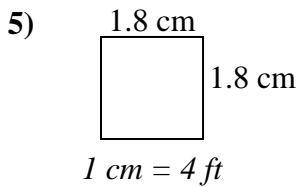
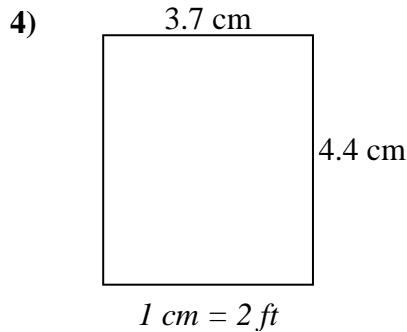
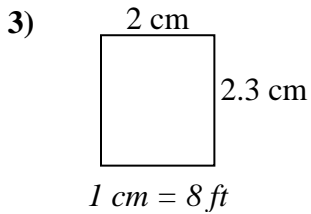
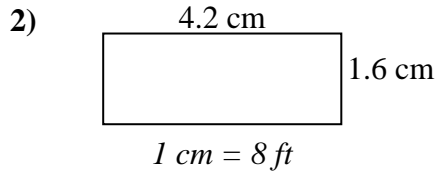
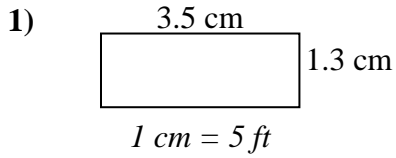
Réponses

1.	<u>5.2</u>	<u>6.2</u>	<u>32</u>
2.	<u>10.5</u>	<u>7.8</u>	<u>82</u>
3.	<u>4.5</u>	<u>11.4</u>	<u>51</u>
4.	<u>19</u>	<u>15</u>	<u>285</u>
5.	<u>4.8</u>	<u>5.6</u>	<u>27</u>
6.	<u>11.2</u>	<u>8</u>	<u>90</u>
7.	<u>3.6</u>	<u>3.2</u>	<u>12</u>
8.	<u>26.4</u>	<u>16.8</u>	<u>444</u>



Déterminez la largeur, la hauteur et l'aire réelles de chaque rectangle d'échelle.

Arrondissez la zone au nombre entier le plus proche.



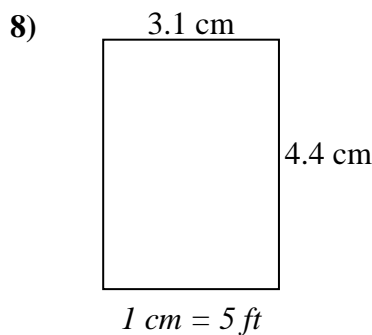
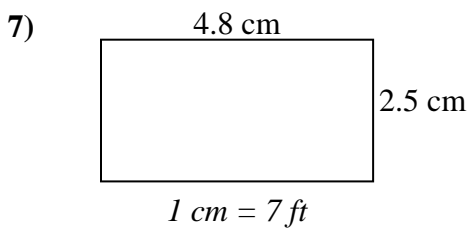
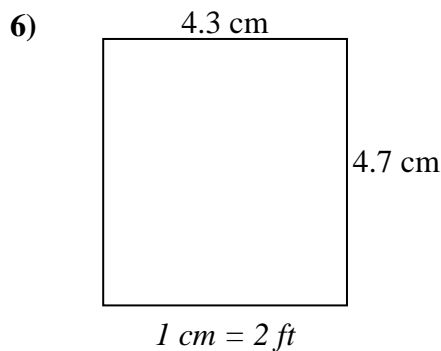
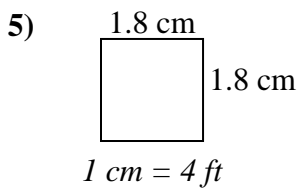
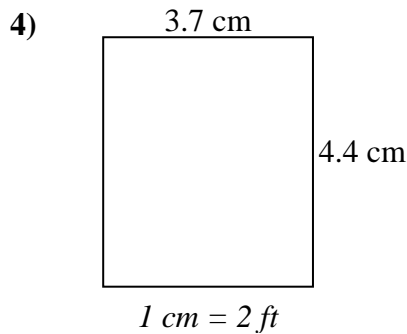
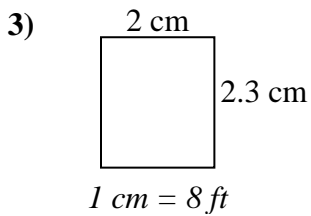
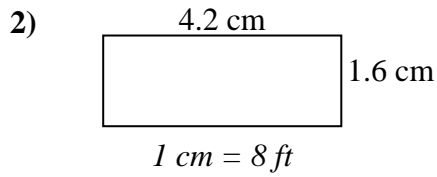
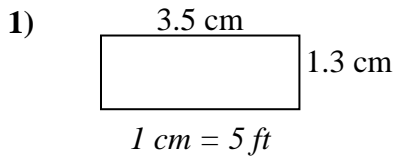
Réponses

1. _____
2. _____
3. _____
4. _____
5. _____
6. _____
7. _____
8. _____



Déterminez la largeur, la hauteur et l'aire réelles de chaque rectangle d'échelle.

Arrondissez la zone au nombre entier le plus proche.



Réponses

1.	<u>17.5</u>	<u>6.5</u>	<u>114</u>
2.	<u>33.6</u>	<u>12.8</u>	<u>430</u>
3.	<u>16</u>	<u>18.4</u>	<u>294</u>
4.	<u>7.4</u>	<u>8.8</u>	<u>65</u>
5.	<u>7.2</u>	<u>7.2</u>	<u>52</u>
6.	<u>8.6</u>	<u>9.4</u>	<u>81</u>
7.	<u>33.6</u>	<u>17.5</u>	<u>588</u>
8.	<u>15.5</u>	<u>22</u>	<u>341</u>