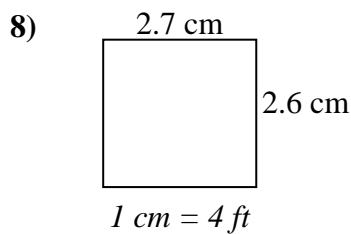
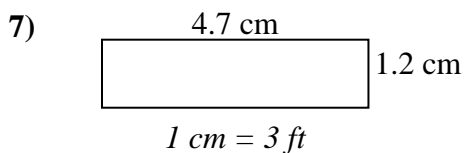
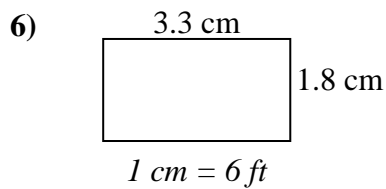
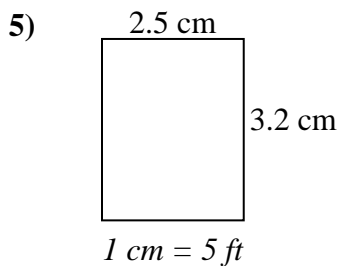
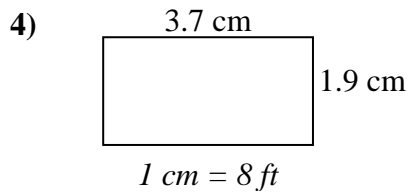
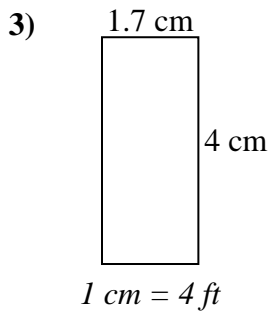
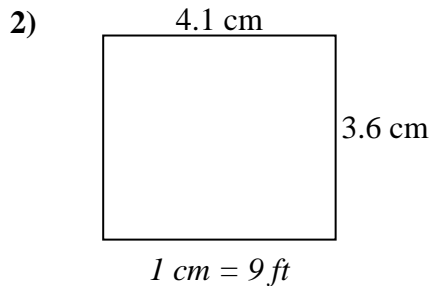
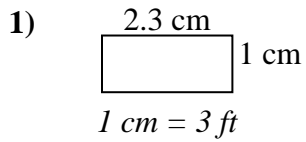




Déterminez la largeur, la hauteur et l'aire réelles de chaque rectangle d'échelle.

Arrondissez la zone au nombre entier le plus proche.



Réponses

1. _____

2. _____

3. _____

4. _____

5. _____

6. _____

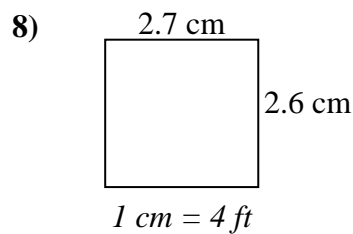
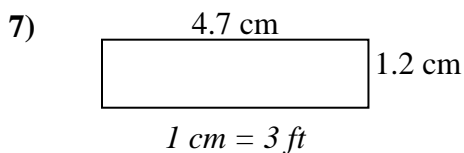
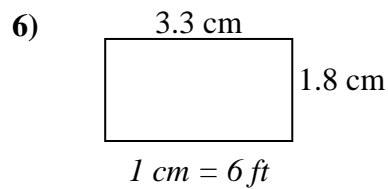
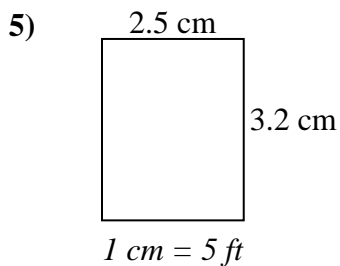
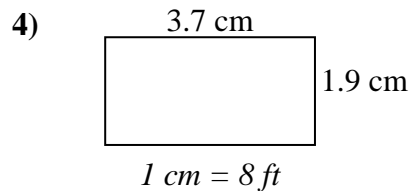
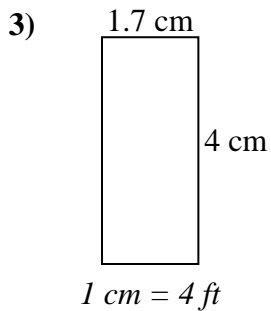
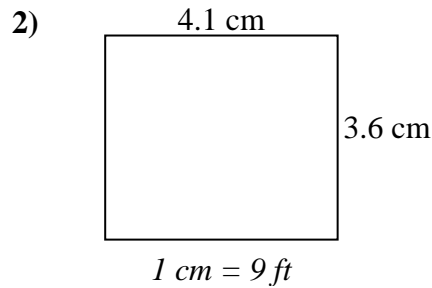
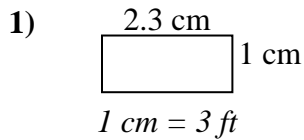
7. _____

8. _____



Déterminez la largeur, la hauteur et l'aire réelles de chaque rectangle d'échelle.

Arrondissez la zone au nombre entier le plus proche.



Réponses

1.	<u>6.9</u>	<u>3</u>	<u>21</u>
2.	<u>36.9</u>	<u>32.4</u>	<u>1 196</u>
3.	<u>6.8</u>	<u>16</u>	<u>109</u>
4.	<u>29.6</u>	<u>15.2</u>	<u>450</u>
5.	<u>12.5</u>	<u>16</u>	<u>200</u>
6.	<u>19.8</u>	<u>10.8</u>	<u>214</u>
7.	<u>14.1</u>	<u>3.6</u>	<u>51</u>
8.	<u>10.8</u>	<u>10.4</u>	<u>112</u>