Division de Fractions Unitaires (Visuelle)

Nom:

Utilisez la méthode visuelle pour résoudre chaque problème.

$\frac{1}{3} \div 4 = ?$



Para resolverlo, comience con un todo.

Divida el conjunto en 3 piezas y complete 1 sección.

Ahora puedes ver el tamaño de $\frac{1}{3}$

Em seguida, divida a $\frac{1}{3}$ em 4 grupos.

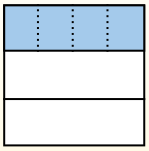

Esto muestra el tamaño de cada pieza.

Para calcular el tamaño de cada pieza en comparación con el conjunto, divida el conjunto en 4 grupos.

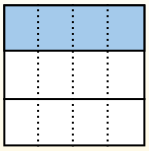

Each piece is $\frac{1}{12}$ of the whole.
Or:
$\frac{1}{3} \div 4 = \frac{1}{12}$

1) $\frac{1}{3} \div 9 =$

2) $\frac{1}{3} \div 7 =$

3) $\frac{1}{7} \div 3 =$

4) $\frac{1}{7} \div 2 =$

5) $\frac{1}{8} \div 3 =$

6) $\frac{1}{4} \div 4 =$

7) $\frac{1}{8} \div 4 =$

8) $\frac{1}{7} \div 4 =$

9) $\frac{1}{5} \div 5 =$

10) $\frac{1}{4} \div 5 =$

11) $\frac{1}{7} \div 7 =$

12) $\frac{1}{8} \div 6 =$

Réponses

1. _____
2. _____
3. _____
4. _____
5. _____
6. _____
7. _____
8. _____
9. _____
10. _____
11. _____
12. _____

1-10	92	83	75	67	58	50	42	33	25	17
11-12	8	0								

Division de Fractions Unitaires (Visuelle)

Nom: **Clé**

Utilisez la méthode visuelle pour résoudre chaque problème.

$\frac{1}{3} \div 4 = ?$



Para resolverlo, comience con un todo.

Divida el conjunto en 3 piezas y complete 1 sección.

Ahora puedes ver el tamaño de $\frac{1}{3}$

Em seguida, divida a $\frac{1}{3}$ em 4 grupos.

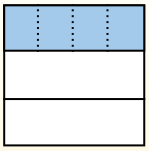

Esto muestra el tamaño de cada pieza.

Para calcular el tamaño de cada pieza en comparación con el conjunto, divida el conjunto en 4 grupos.

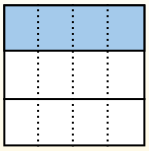

Each piece is $\frac{1}{12}$ of the whole.
Or:
$\frac{1}{3} \div 4 = \frac{1}{12}$

1) $\frac{1}{3} \div 9 =$

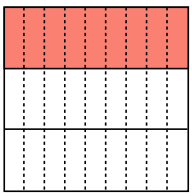

2) $\frac{1}{3} \div 7 =$

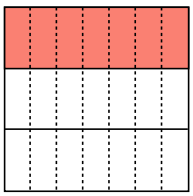

3) $\frac{1}{7} \div 3 =$

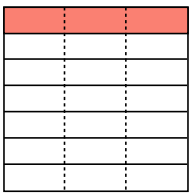

4) $\frac{1}{7} \div 2 =$

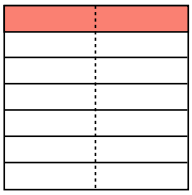

5) $\frac{1}{8} \div 3 =$

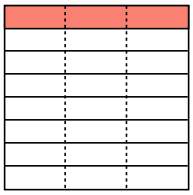

6) $\frac{1}{4} \div 4 =$

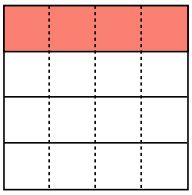

7) $\frac{1}{8} \div 4 =$

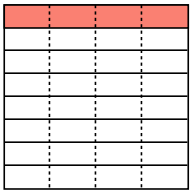

8) $\frac{1}{7} \div 4 =$

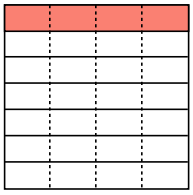

9) $\frac{1}{5} \div 5 =$

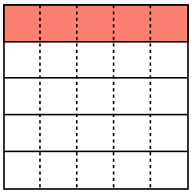

10) $\frac{1}{4} \div 5 =$

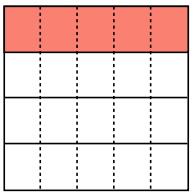

11) $\frac{1}{7} \div 7 =$

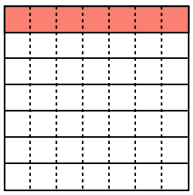

12) $\frac{1}{8} \div 6 =$

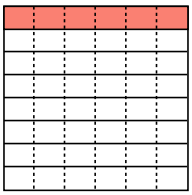

Réponses

1. $\frac{1}{27}$
2. $\frac{1}{21}$
3. $\frac{1}{21}$
4. $\frac{1}{14}$
5. $\frac{1}{24}$
6. $\frac{1}{16}$
7. $\frac{1}{32}$
8. $\frac{1}{28}$
9. $\frac{1}{25}$
10. $\frac{1}{20}$
11. $\frac{1}{49}$
12. $\frac{1}{48}$

1-10	92	83	75	67	58	50	42	33	25	17
11-12	8	0								

Division de Fractions Unitaires (Visuelle)

Nom:

Utilisez la méthode visuelle pour résoudre chaque problème.

$\frac{1}{3} \div 4 = ?$



Para resolverlo, comience con un todo.

Divida el conjunto en 3 piezas y complete 1 sección.

Ahora puedes ver el tamaño de $\frac{1}{3}$

Em seguida, divida a $\frac{1}{3}$ em 4 grupos.

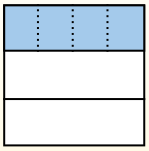

Esto muestra el tamaño de cada pieza.

Para calcular el tamaño de cada pieza en comparación con el conjunto, divida el conjunto en 4 grupos.

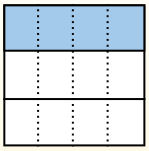

Each piece is $\frac{1}{12}$ of the whole.
Or:
$\frac{1}{3} \div 4 = \frac{1}{12}$

1) $\frac{1}{7} \div 3 =$

2) $\frac{1}{3} \div 6 =$

3) $\frac{1}{6} \div 2 =$

4) $\frac{1}{8} \div 3 =$

5) $\frac{1}{8} \div 2 =$

6) $\frac{1}{4} \div 4 =$

7) $\frac{1}{7} \div 9 =$

8) $\frac{1}{3} \div 9 =$

9) $\frac{1}{2} \div 8 =$

10) $\frac{1}{4} \div 8 =$

11) $\frac{1}{7} \div 2 =$

12) $\frac{1}{2} \div 6 =$

Réponses

1. _____
2. _____
3. _____
4. _____
5. _____
6. _____
7. _____
8. _____
9. _____
10. _____
11. _____
12. _____

1-10	92	83	75	67	58	50	42	33	25	17
11-12	8	0								

Division de Fractions Unitaires (Visuelle)

Nom: **Clé**

Utilisez la méthode visuelle pour résoudre chaque problème.

$\frac{1}{3} \div 4 = ?$



Para resolverlo, comience con un todo.

Divida el conjunto en 3 piezas y complete 1 sección.

Ahora puedes ver el tamaño de $\frac{1}{3}$

Em seguida, divida a $\frac{1}{3}$ em 4 grupos.

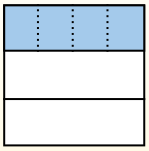

Esto muestra el tamaño de cada pieza.

Para calcular el tamaño de cada pieza en comparación con el conjunto, divida el conjunto en 4 grupos.

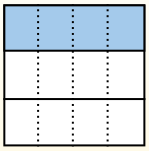

Each piece is $\frac{1}{12}$ of the whole.
Or:
$\frac{1}{3} \div 4 = \frac{1}{12}$

1) $\frac{1}{7} \div 3 =$

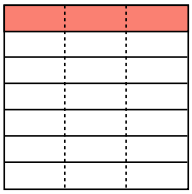

2) $\frac{1}{3} \div 6 =$

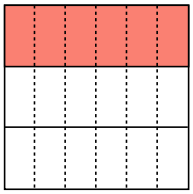

3) $\frac{1}{6} \div 2 =$

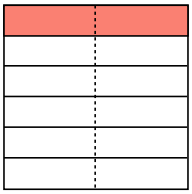

4) $\frac{1}{8} \div 3 =$

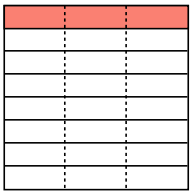

5) $\frac{1}{8} \div 2 =$

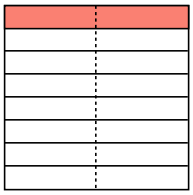

6) $\frac{1}{4} \div 4 =$

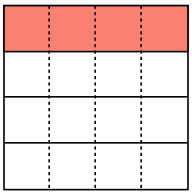

7) $\frac{1}{7} \div 9 =$

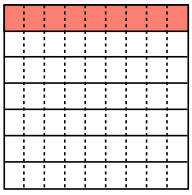

8) $\frac{1}{3} \div 9 =$

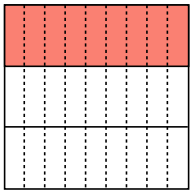

9) $\frac{1}{2} \div 8 =$

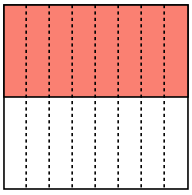

10) $\frac{1}{4} \div 8 =$

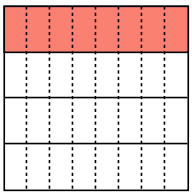

11) $\frac{1}{7} \div 2 =$

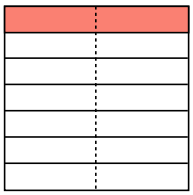

12) $\frac{1}{2} \div 6 =$

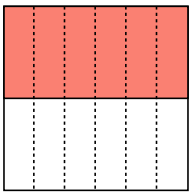

Réponses

1. $\frac{1}{21}$
2. $\frac{1}{18}$
3. $\frac{1}{12}$
4. $\frac{1}{24}$
5. $\frac{1}{16}$
6. $\frac{1}{16}$
7. $\frac{1}{63}$
8. $\frac{1}{27}$
9. $\frac{1}{16}$
10. $\frac{1}{32}$
11. $\frac{1}{14}$
12. $\frac{1}{12}$

1-10	92	83	75	67	58	50	42	33	25	17
11-12	8	0								

Division de Fractions Unitaires (Visuelle)

Nom:

Utilisez la méthode visuelle pour résoudre chaque problème.

$\frac{1}{3} \div 4 = ?$



Para resolverlo, comience con un todo.

Divida el conjunto en 3 piezas y complete 1 sección.

Ahora puedes ver el tamaño de $\frac{1}{3}$

Em seguida, divida a $\frac{1}{3}$ em 4 grupos.

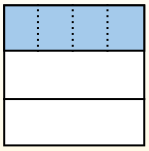

Esto muestra el tamaño de cada pieza.

Para calcular el tamaño de cada pieza en comparación con el conjunto, divida el conjunto en 4 grupos.

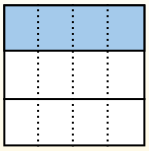

Each piece is $\frac{1}{12}$ of the whole.
Or:
$\frac{1}{3} \div 4 = \frac{1}{12}$

1) $\frac{1}{3} \div 2 =$

2) $\frac{1}{4} \div 6 =$

3) $\frac{1}{2} \div 3 =$

4) $\frac{1}{4} \div 5 =$

5) $\frac{1}{9} \div 2 =$

6) $\frac{1}{6} \div 2 =$

7) $\frac{1}{3} \div 4 =$

8) $\frac{1}{6} \div 6 =$

9) $\frac{1}{4} \div 7 =$

10) $\frac{1}{2} \div 5 =$

11) $\frac{1}{7} \div 6 =$

12) $\frac{1}{4} \div 2 =$

Réponses

1. _____
2. _____
3. _____
4. _____
5. _____
6. _____
7. _____
8. _____
9. _____
10. _____
11. _____
12. _____

1-10	92	83	75	67	58	50	42	33	25	17
11-12	8	0								

Division de Fractions Unitaires (Visuelle)

Nom: **Clé**

Utilisez la méthode visuelle pour résoudre chaque problème.

$\frac{1}{3} \div 4 = ?$



Para resolverlo, comience con un todo.

Divida el conjunto en 3 piezas y complete 1 sección.

Ahora puedes ver el tamaño de $\frac{1}{3}$

Em seguida, divida a $\frac{1}{3}$ em 4 grupos.

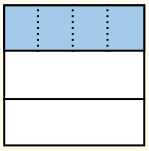

Esto muestra el tamaño de cada pieza.

Para calcular el tamaño de cada pieza en comparación con el conjunto, divida el conjunto en 4 grupos.

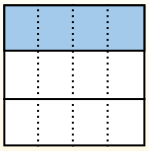

Each piece is $\frac{1}{12}$ of the whole.
Or:
$\frac{1}{3} \div 4 = \frac{1}{12}$

1) $\frac{1}{3} \div 2 =$

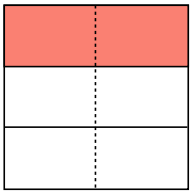

2) $\frac{1}{4} \div 6 =$

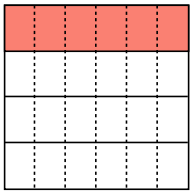

3) $\frac{1}{2} \div 3 =$

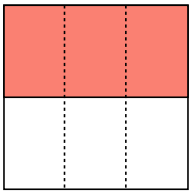

4) $\frac{1}{4} \div 5 =$

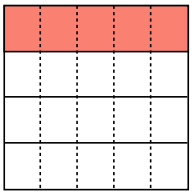

5) $\frac{1}{9} \div 2 =$

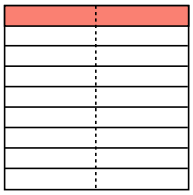

6) $\frac{1}{6} \div 2 =$

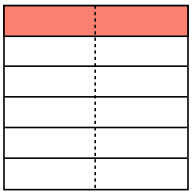

7) $\frac{1}{3} \div 4 =$

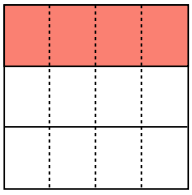

8) $\frac{1}{6} \div 6 =$

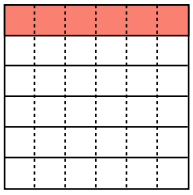

9) $\frac{1}{4} \div 7 =$

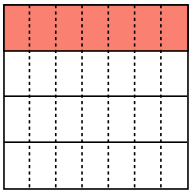

10) $\frac{1}{2} \div 5 =$

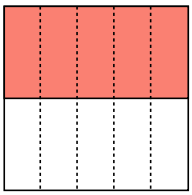

11) $\frac{1}{7} \div 6 =$

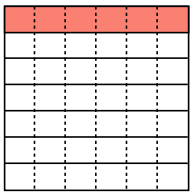

12) $\frac{1}{4} \div 2 =$

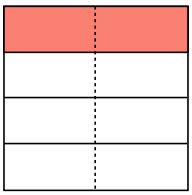

Réponses

1. $\frac{1}{6}$
2. $\frac{1}{24}$
3. $\frac{1}{6}$
4. $\frac{1}{20}$
5. $\frac{1}{18}$
6. $\frac{1}{12}$
7. $\frac{1}{12}$
8. $\frac{1}{36}$
9. $\frac{1}{28}$
10. $\frac{1}{10}$
11. $\frac{1}{42}$
12. $\frac{1}{8}$

1-10	92	83	75	67	58	50	42	33	25	17
11-12	8	0								

Division de Fractions Unitaires (Visuelle)

Nom:

Utilisez la méthode visuelle pour résoudre chaque problème.

$\frac{1}{3} \div 4 = ?$



Para resolverlo, comience con un todo.

Divida el conjunto en 3 piezas y complete 1 sección.

Ahora puedes ver el tamaño de $\frac{1}{3}$

Em seguida, divida a $\frac{1}{3}$ em 4 grupos.

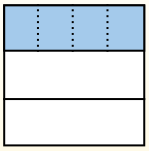

Esto muestra el tamaño de cada pieza.

Para calcular el tamaño de cada pieza en comparación con el conjunto, divida el conjunto en 4 grupos.

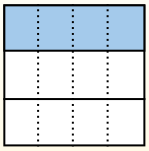

Each piece is $\frac{1}{12}$ of the whole.
Or:
$\frac{1}{3} \div 4 = \frac{1}{12}$

1) $\frac{1}{3} \div 3 =$

2) $\frac{1}{6} \div 7 =$

3) $\frac{1}{8} \div 6 =$

4) $\frac{1}{4} \div 4 =$

5) $\frac{1}{6} \div 5 =$

6) $\frac{1}{2} \div 4 =$

7) $\frac{1}{2} \div 3 =$

8) $\frac{1}{9} \div 4 =$

9) $\frac{1}{9} \div 3 =$

10) $\frac{1}{3} \div 2 =$

11) $\frac{1}{3} \div 5 =$

12) $\frac{1}{8} \div 9 =$

Réponses

1. _____
2. _____
3. _____
4. _____
5. _____
6. _____
7. _____
8. _____
9. _____
10. _____
11. _____
12. _____

1-10	92	83	75	67	58	50	42	33	25	17
11-12	8	0								

Division de Fractions Unitaires (Visuelle)

Nom: **Clé**

Utilisez la méthode visuelle pour résoudre chaque problème.

$\frac{1}{3} \div 4 = ?$



Para resolverlo, comience con un todo.

Divida el conjunto en 3 piezas y complete 1 sección.

Ahora puedes ver el tamaño de $\frac{1}{3}$

Em seguida, divida a $\frac{1}{3}$ em 4 grupos.

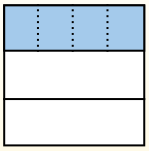

Esto muestra el tamaño de cada pieza.

Para calcular el tamaño de cada pieza en comparación con el conjunto, divida el conjunto en 4 grupos.

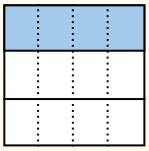

Each piece is $\frac{1}{12}$ of the whole.
Or:
$\frac{1}{3} \div 4 = \frac{1}{12}$

1) $\frac{1}{3} \div 3 =$

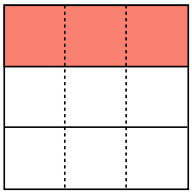

2) $\frac{1}{6} \div 7 =$

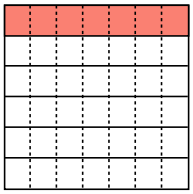

3) $\frac{1}{8} \div 6 =$

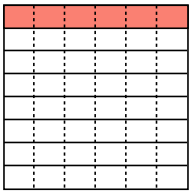

4) $\frac{1}{4} \div 4 =$

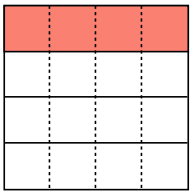

5) $\frac{1}{6} \div 5 =$

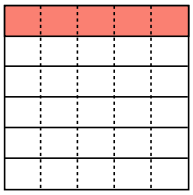

6) $\frac{1}{2} \div 4 =$

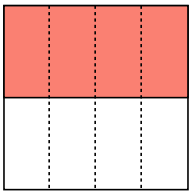

7) $\frac{1}{2} \div 3 =$

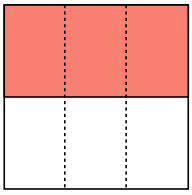

8) $\frac{1}{9} \div 4 =$

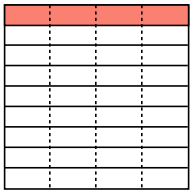

9) $\frac{1}{9} \div 3 =$

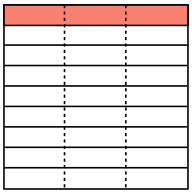

10) $\frac{1}{3} \div 2 =$

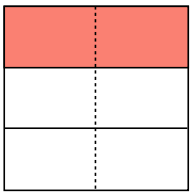

11) $\frac{1}{3} \div 5 =$

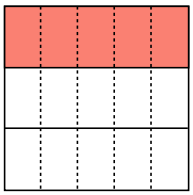

12) $\frac{1}{8} \div 9 =$

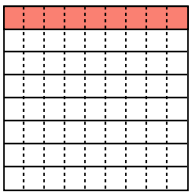

Réponses

1. $\frac{1}{9}$
2. $\frac{1}{42}$
3. $\frac{1}{48}$
4. $\frac{1}{16}$
5. $\frac{1}{30}$
6. $\frac{1}{8}$
7. $\frac{1}{6}$
8. $\frac{1}{36}$
9. $\frac{1}{27}$
10. $\frac{1}{6}$
11. $\frac{1}{15}$
12. $\frac{1}{72}$

1-10	92	83	75	67	58	50	42	33	25	17
11-12	8	0								

Division de Fractions Unitaires (Visuelle)

Nom:

Utilisez la méthode visuelle pour résoudre chaque problème.

$\frac{1}{3} \div 4 = ?$



Para resolverlo, comience con un todo.

Divida el conjunto en 3 piezas y complete 1 sección.

Ahora puedes ver el tamaño de $\frac{1}{3}$

Em seguida, divida a $\frac{1}{3}$ em 4 grupos.

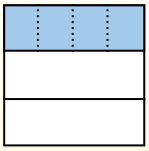

Esto muestra el tamaño de cada pieza.

Para calcular el tamaño de cada pieza en comparación con el conjunto, divida el conjunto en 4 grupos.

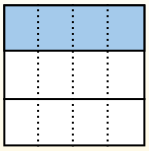

Each piece is $\frac{1}{12}$ of the whole.
Or:
$\frac{1}{3} \div 4 = \frac{1}{12}$

1) $\frac{1}{5} \div 2 =$

2) $\frac{1}{7} \div 3 =$

3) $\frac{1}{6} \div 7 =$

4) $\frac{1}{3} \div 4 =$

5) $\frac{1}{2} \div 6 =$

6) $\frac{1}{5} \div 4 =$

7) $\frac{1}{9} \div 8 =$

8) $\frac{1}{9} \div 7 =$

9) $\frac{1}{2} \div 9 =$

10) $\frac{1}{2} \div 3 =$

11) $\frac{1}{8} \div 3 =$

12) $\frac{1}{9} \div 3 =$

Réponses

1. _____
2. _____
3. _____
4. _____
5. _____
6. _____
7. _____
8. _____
9. _____
10. _____
11. _____
12. _____

1-10	92	83	75	67	58	50	42	33	25	17
11-12	8	0								

Division de Fractions Unitaires (Visuelle)

Nom: **Clé**

Utilisez la méthode visuelle pour résoudre chaque problème.

$\frac{1}{3} \div 4 = ?$



Para resolverlo, comience con un todo.

Divida el conjunto en 3 piezas y complete 1 sección.

Ahora puedes ver el tamaño de $\frac{1}{3}$

Em seguida, divida a $\frac{1}{3}$ em 4 grupos.

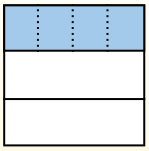

Esto muestra el tamaño de cada pieza.

Para calcular el tamaño de cada pieza en comparación con el conjunto, divida el conjunto en 4 grupos.

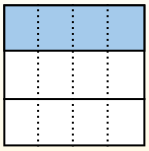

Each piece is $\frac{1}{12}$ of the whole.
Or:
$\frac{1}{3} \div 4 = \frac{1}{12}$

1) $\frac{1}{5} \div 2 =$

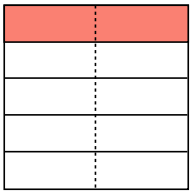

2) $\frac{1}{7} \div 3 =$

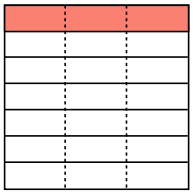

3) $\frac{1}{6} \div 7 =$

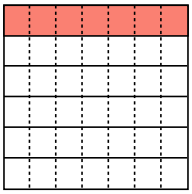

4) $\frac{1}{3} \div 4 =$

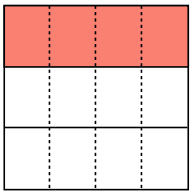

5) $\frac{1}{2} \div 6 =$

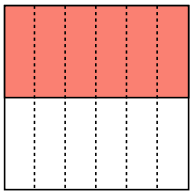

6) $\frac{1}{5} \div 4 =$

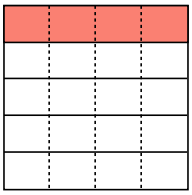

7) $\frac{1}{9} \div 8 =$

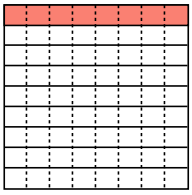

8) $\frac{1}{9} \div 7 =$

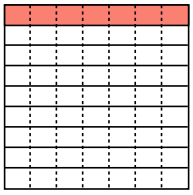

9) $\frac{1}{2} \div 9 =$

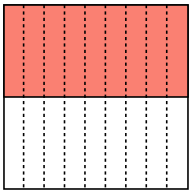

10) $\frac{1}{2} \div 3 =$

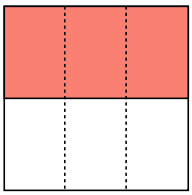

11) $\frac{1}{8} \div 3 =$

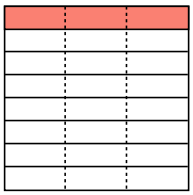

12) $\frac{1}{9} \div 3 =$

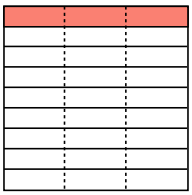

Réponses

1. $\frac{1}{10}$
2. $\frac{1}{21}$
3. $\frac{1}{42}$
4. $\frac{1}{12}$
5. $\frac{1}{12}$
6. $\frac{1}{20}$
7. $\frac{1}{72}$
8. $\frac{1}{63}$
9. $\frac{1}{18}$
10. $\frac{1}{6}$
11. $\frac{1}{24}$
12. $\frac{1}{27}$

1-10	92	83	75	67	58	50	42	33	25	17
11-12	8	0								

Division de Fractions Unitaires (Visuelle)

Nom:

Utilisez la méthode visuelle pour résoudre chaque problème.

$\frac{1}{3} \div 4 = ?$



Para resolverlo, comience con un todo.

Divida el conjunto en 3 piezas y complete 1 sección.

Ahora puedes ver el tamaño de $\frac{1}{3}$

Em seguida, divida a $\frac{1}{3}$ em 4 grupos.

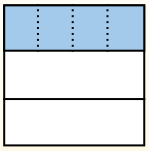

Esto muestra el tamaño de cada pieza.

Para calcular el tamaño de cada pieza en comparación con el conjunto, divida el conjunto en 4 grupos.

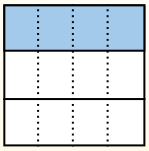

Each piece is $\frac{1}{12}$ of the whole.
Or:
$\frac{1}{3} \div 4 = \frac{1}{12}$

1) $\frac{1}{2} \div 8 =$

2) $\frac{1}{9} \div 6 =$

3) $\frac{1}{3} \div 8 =$

4) $\frac{1}{7} \div 9 =$

5) $\frac{1}{2} \div 3 =$

6) $\frac{1}{8} \div 9 =$

7) $\frac{1}{9} \div 3 =$

8) $\frac{1}{4} \div 5 =$

9) $\frac{1}{3} \div 9 =$

10) $\frac{1}{5} \div 6 =$

11) $\frac{1}{7} \div 6 =$

12) $\frac{1}{7} \div 5 =$

Réponses

1. _____
2. _____
3. _____
4. _____
5. _____
6. _____
7. _____
8. _____
9. _____
10. _____
11. _____
12. _____

1-10	92	83	75	67	58	50	42	33	25	17
11-12	8	0								

Division de Fractions Unitaires (Visuelle)

Nom: **Clé**

Utilisez la méthode visuelle pour résoudre chaque problème.

$\frac{1}{3} \div 4 = ?$



Para resolverlo, comience con un todo.

Divida el conjunto en 3 piezas y complete 1 sección.

Ahora puedes ver el tamaño de $\frac{1}{3}$

Em seguida, divida a $\frac{1}{3}$ em 4 grupos.

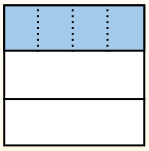

Esto muestra el tamaño de cada pieza.

Para calcular el tamaño de cada pieza en comparación con el conjunto, divida el conjunto en 4 grupos.

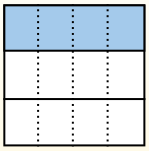

Each piece is $\frac{1}{12}$ of the whole.
Or:
$\frac{1}{3} \div 4 = \frac{1}{12}$

1) $\frac{1}{2} \div 8 =$

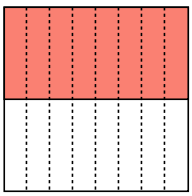

2) $\frac{1}{9} \div 6 =$

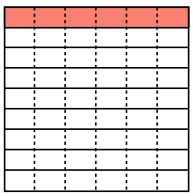

3) $\frac{1}{3} \div 8 =$

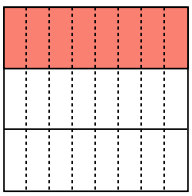

4) $\frac{1}{7} \div 9 =$

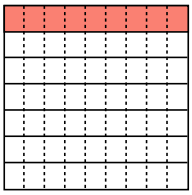

5) $\frac{1}{2} \div 3 =$

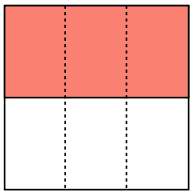

6) $\frac{1}{8} \div 9 =$

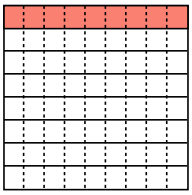

7) $\frac{1}{9} \div 3 =$

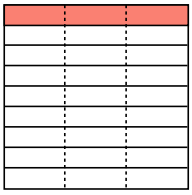

8) $\frac{1}{4} \div 5 =$

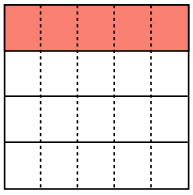

9) $\frac{1}{3} \div 9 =$

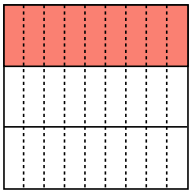

10) $\frac{1}{5} \div 6 =$

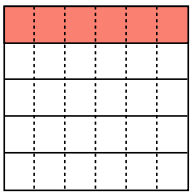

11) $\frac{1}{7} \div 6 =$

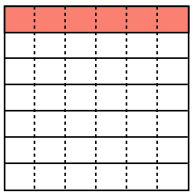

12) $\frac{1}{7} \div 5 =$

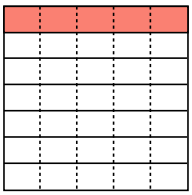

Réponses

1. $\frac{1}{16}$
2. $\frac{1}{54}$
3. $\frac{1}{24}$
4. $\frac{1}{63}$
5. $\frac{1}{6}$
6. $\frac{1}{72}$
7. $\frac{1}{27}$
8. $\frac{1}{20}$
9. $\frac{1}{27}$
10. $\frac{1}{30}$
11. $\frac{1}{42}$
12. $\frac{1}{35}$

1-10	92	83	75	67	58	50	42	33	25	17
11-12	8	0								

Division de Fractions Unitaires (Visuelle)

Nom:

Utilisez la méthode visuelle pour résoudre chaque problème.

$\frac{1}{3} \div 4 = ?$



Para resolverlo, comience con un todo.

Divida el conjunto en 3 piezas y complete 1 sección.

Ahora puedes ver el tamaño de $\frac{1}{3}$

Em seguida, divida a $\frac{1}{3}$ em 4 grupos.

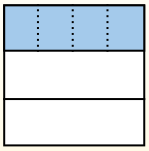

Esto muestra el tamaño de cada pieza.

Para calcular el tamaño de cada pieza en comparación con el conjunto, divida el conjunto en 4 grupos.

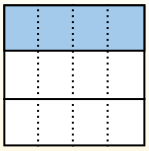

Each piece is $\frac{1}{12}$ of the whole.
Or:
$\frac{1}{3} \div 4 = \frac{1}{12}$

1) $\frac{1}{8} \div 6 =$

2) $\frac{1}{6} \div 2 =$

3) $\frac{1}{5} \div 7 =$

4) $\frac{1}{5} \div 4 =$

5) $\frac{1}{3} \div 6 =$

6) $\frac{1}{4} \div 7 =$

7) $\frac{1}{2} \div 6 =$

8) $\frac{1}{4} \div 3 =$

9) $\frac{1}{7} \div 7 =$

10) $\frac{1}{8} \div 3 =$

11) $\frac{1}{2} \div 9 =$

12) $\frac{1}{5} \div 3 =$

Réponses

1. _____
2. _____
3. _____
4. _____
5. _____
6. _____
7. _____
8. _____
9. _____
10. _____
11. _____
12. _____

1-10	92	83	75	67	58	50	42	33	25	17
11-12	8	0								

Division de Fractions Unitaires (Visuelle)

Nom: **Clé**

Utilisez la méthode visuelle pour résoudre chaque problème.

$\frac{1}{3} \div 4 = ?$



Para resolverlo, comience con un todo.

Divida el conjunto en 3 piezas y complete 1 sección.

Ahora puedes ver el tamaño de $\frac{1}{3}$

Em seguida, divida a $\frac{1}{3}$ em 4 grupos.

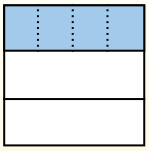

Esto muestra el tamaño de cada pieza.

Para calcular el tamaño de cada pieza en comparación con el conjunto, divida el conjunto en 4 grupos.

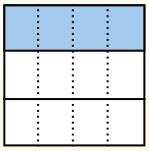

Each piece is $\frac{1}{12}$ of the whole.
Or:
$\frac{1}{3} \div 4 = \frac{1}{12}$

1) $\frac{1}{8} \div 6 =$

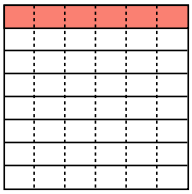

2) $\frac{1}{6} \div 2 =$

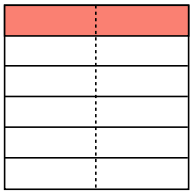

3) $\frac{1}{5} \div 7 =$

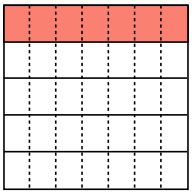

4) $\frac{1}{5} \div 4 =$

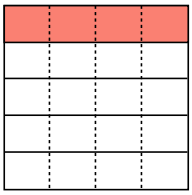

5) $\frac{1}{3} \div 6 =$

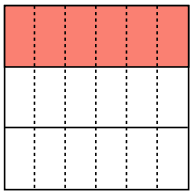

6) $\frac{1}{4} \div 7 =$

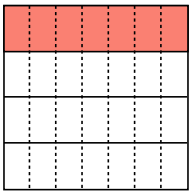

7) $\frac{1}{2} \div 6 =$

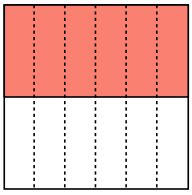

8) $\frac{1}{4} \div 3 =$

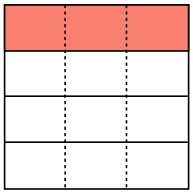

9) $\frac{1}{7} \div 7 =$

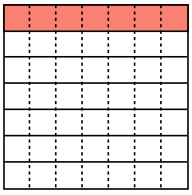

10) $\frac{1}{8} \div 3 =$

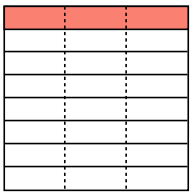

11) $\frac{1}{2} \div 9 =$

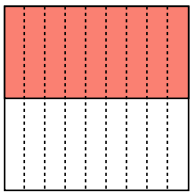

12) $\frac{1}{5} \div 3 =$

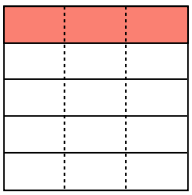

Réponses

1. $\frac{1}{48}$
2. $\frac{1}{12}$
3. $\frac{1}{35}$
4. $\frac{1}{20}$
5. $\frac{1}{18}$
6. $\frac{1}{28}$
7. $\frac{1}{12}$
8. $\frac{1}{12}$
9. $\frac{1}{49}$
10. $\frac{1}{24}$
11. $\frac{1}{18}$
12. $\frac{1}{15}$

1-10	92	83	75	67	58	50	42	33	25	17
11-12	8	0								

Division de Fractions Unitaires (Visuelle)

Nom:

Utilisez la méthode visuelle pour résoudre chaque problème.

$\frac{1}{3} \div 4 = ?$



Para resolverlo, comience con un todo.

Divida el conjunto en 3 piezas y complete 1 sección.

Ahora puedes ver el tamaño de $\frac{1}{3}$

Em seguida, divida a $\frac{1}{3}$ em 4 grupos.

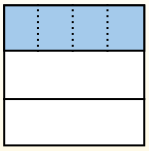

Esto muestra el tamaño de cada pieza.

Para calcular el tamaño de cada pieza en comparación con el conjunto, divida el conjunto en 4 grupos.

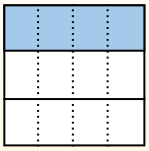

Each piece is $\frac{1}{12}$ of the whole.
Or:
$\frac{1}{3} \div 4 = \frac{1}{12}$

1) $\frac{1}{5} \div 8 =$

2) $\frac{1}{4} \div 5 =$

3) $\frac{1}{2} \div 3 =$

4) $\frac{1}{4} \div 7 =$

5) $\frac{1}{9} \div 9 =$

6) $\frac{1}{9} \div 5 =$

7) $\frac{1}{6} \div 3 =$

8) $\frac{1}{2} \div 5 =$

9) $\frac{1}{9} \div 8 =$

10) $\frac{1}{5} \div 4 =$

11) $\frac{1}{4} \div 6 =$

12) $\frac{1}{2} \div 6 =$

Réponses

1. _____
2. _____
3. _____
4. _____
5. _____
6. _____
7. _____
8. _____
9. _____
10. _____
11. _____
12. _____

1-10	92	83	75	67	58	50	42	33	25	17
11-12	8	0								

Division de Fractions Unitaires (Visuelle)

Nom: **Clé**

Utilisez la méthode visuelle pour résoudre chaque problème.

$\frac{1}{3} \div 4 = ?$



Para resolverlo, comience con un todo.

Divida el conjunto en 3 piezas y complete 1 sección.

Ahora puedes ver el tamaño de $\frac{1}{3}$

Em seguida, divida a $\frac{1}{3}$ em 4 grupos.

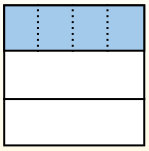

Esto muestra el tamaño de cada pieza.

Para calcular el tamaño de cada pieza en comparación con el conjunto, divida el conjunto en 4 grupos.

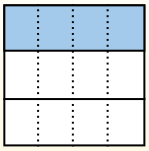

Each piece is $\frac{1}{12}$ of the whole.
Or:
$\frac{1}{3} \div 4 = \frac{1}{12}$

1) $\frac{1}{5} \div 8 =$

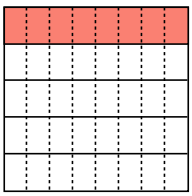

2) $\frac{1}{4} \div 5 =$

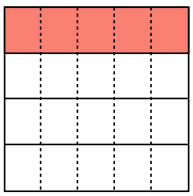

3) $\frac{1}{2} \div 3 =$

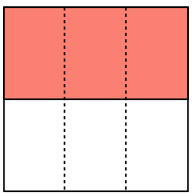

4) $\frac{1}{4} \div 7 =$

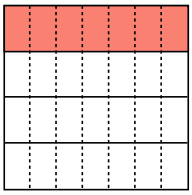

5) $\frac{1}{9} \div 9 =$

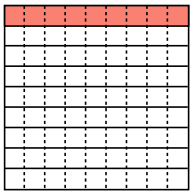

6) $\frac{1}{9} \div 5 =$

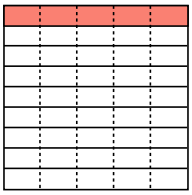

7) $\frac{1}{6} \div 3 =$

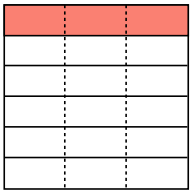

8) $\frac{1}{2} \div 5 =$

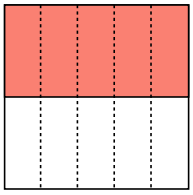

9) $\frac{1}{9} \div 8 =$

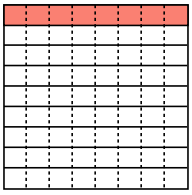

10) $\frac{1}{5} \div 4 =$

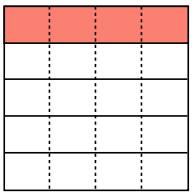

11) $\frac{1}{4} \div 6 =$

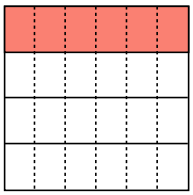

12) $\frac{1}{2} \div 6 =$

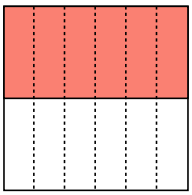

Réponses

1. $\frac{1}{40}$
2. $\frac{1}{20}$
3. $\frac{1}{6}$
4. $\frac{1}{28}$
5. $\frac{1}{81}$
6. $\frac{1}{45}$
7. $\frac{1}{18}$
8. $\frac{1}{10}$
9. $\frac{1}{72}$
10. $\frac{1}{20}$
11. $\frac{1}{24}$
12. $\frac{1}{12}$

1-10	92	83	75	67	58	50	42	33	25	17
11-12	8	0								

Division de Fractions Unitaires (Visuelle)

Nom:

Utilisez la méthode visuelle pour résoudre chaque problème.

$\frac{1}{3} \div 4 = ?$



Para resolverlo, comience con un todo.

Divida el conjunto en 3 piezas y complete 1 sección.

Ahora puedes ver el tamaño de $\frac{1}{3}$

Em seguida, divida a $\frac{1}{3}$ em 4 grupos.

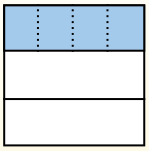

Esto muestra el tamaño de cada pieza.

Para calcular el tamaño de cada pieza en comparación con el conjunto, divida el conjunto en 4 grupos.

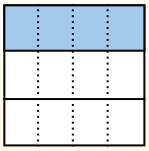

Each piece is $\frac{1}{12}$ of the whole.
Or:
$\frac{1}{3} \div 4 = \frac{1}{12}$

1) $\frac{1}{7} \div 3 =$

2) $\frac{1}{6} \div 7 =$

3) $\frac{1}{4} \div 3 =$

4) $\frac{1}{9} \div 4 =$

5) $\frac{1}{6} \div 9 =$

6) $\frac{1}{3} \div 6 =$

7) $\frac{1}{5} \div 8 =$

8) $\frac{1}{7} \div 2 =$

9) $\frac{1}{5} \div 3 =$

10) $\frac{1}{2} \div 3 =$

11) $\frac{1}{5} \div 4 =$

12) $\frac{1}{8} \div 9 =$

Réponses

1. _____
2. _____
3. _____
4. _____
5. _____
6. _____
7. _____
8. _____
9. _____
10. _____
11. _____
12. _____

1-10	92	83	75	67	58	50	42	33	25	17
11-12	8	0								

Division de Fractions Unitaires (Visuelle)

Nom: **Clé**

Utilisez la méthode visuelle pour résoudre chaque problème.

$\frac{1}{3} \div 4 = ?$



Para resolverlo, comience con un todo.

Divida el conjunto en 3 piezas y complete 1 sección.

Ahora puedes ver el tamaño de $\frac{1}{3}$

Em seguida, divida a $\frac{1}{3}$ em 4 grupos.

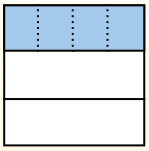

Esto muestra el tamaño de cada pieza.

Para calcular el tamaño de cada pieza en comparación con el conjunto, divida el conjunto en 4 grupos.

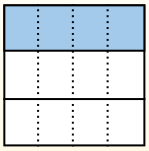

Each piece is $\frac{1}{12}$ of the whole.
Or:
$\frac{1}{3} \div 4 = \frac{1}{12}$

1) $\frac{1}{7} \div 3 =$

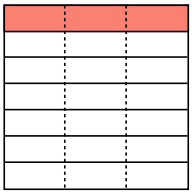

2) $\frac{1}{6} \div 7 =$

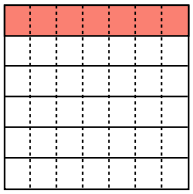

3) $\frac{1}{4} \div 3 =$

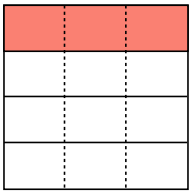

4) $\frac{1}{9} \div 4 =$

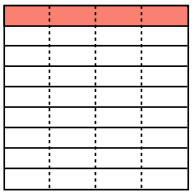

5) $\frac{1}{6} \div 9 =$

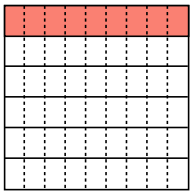

6) $\frac{1}{3} \div 6 =$

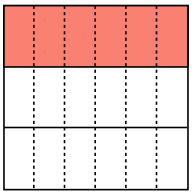

7) $\frac{1}{5} \div 8 =$

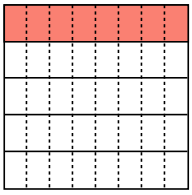

8) $\frac{1}{7} \div 2 =$

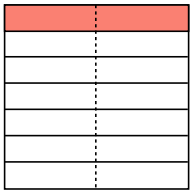

9) $\frac{1}{5} \div 3 =$

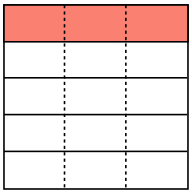

10) $\frac{1}{2} \div 3 =$

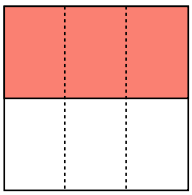

11) $\frac{1}{5} \div 4 =$

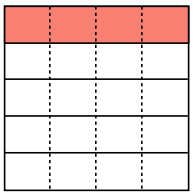

12) $\frac{1}{8} \div 9 =$

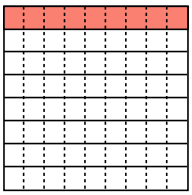

Réponses

1. $\frac{1}{21}$
2. $\frac{1}{42}$
3. $\frac{1}{12}$
4. $\frac{1}{36}$
5. $\frac{1}{54}$
6. $\frac{1}{18}$
7. $\frac{1}{40}$
8. $\frac{1}{14}$
9. $\frac{1}{15}$
10. $\frac{1}{6}$
11. $\frac{1}{20}$
12. $\frac{1}{72}$

1-10	92	83	75	67	58	50	42	33	25	17
11-12	8	0								

Division de Fractions Unitaires (Visuelle)

Nom:

Utilisez la méthode visuelle pour résoudre chaque problème.

$\frac{1}{3} \div 4 = ?$



Para resolverlo, comience con un todo.

Divida el conjunto en 3 piezas y complete 1 sección.

Ahora puedes ver el tamaño de $\frac{1}{3}$

Em seguida, divida a $\frac{1}{3}$ em 4 grupos.

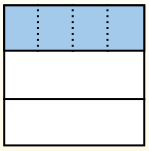

Esto muestra el tamaño de cada pieza.

Para calcular el tamaño de cada pieza en comparación con el conjunto, divida el conjunto en 4 grupos.

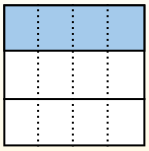

Each piece is $\frac{1}{12}$ of the whole.
Or:
$\frac{1}{3} \div 4 = \frac{1}{12}$

1) $\frac{1}{6} \div 5 =$

2) $\frac{1}{7} \div 9 =$

3) $\frac{1}{4} \div 9 =$

4) $\frac{1}{8} \div 7 =$

5) $\frac{1}{4} \div 7 =$

6) $\frac{1}{6} \div 7 =$

7) $\frac{1}{5} \div 5 =$

8) $\frac{1}{9} \div 9 =$

9) $\frac{1}{8} \div 4 =$

10) $\frac{1}{6} \div 6 =$

11) $\frac{1}{2} \div 3 =$

12) $\frac{1}{3} \div 2 =$

Réponses

1. _____
2. _____
3. _____
4. _____
5. _____
6. _____
7. _____
8. _____
9. _____
10. _____
11. _____
12. _____

1-10	92	83	75	67	58	50	42	33	25	17
11-12	8	0								

Division de Fractions Unitaires (Visuelle)

Nom: **Clé**

Utilisez la méthode visuelle pour résoudre chaque problème.

$\frac{1}{3} \div 4 = ?$



Para resolverlo, comience con un todo.

Divida el conjunto en 3 piezas y complete 1 sección.

Ahora puedes ver el tamaño de $\frac{1}{3}$

Em seguida, divida a $\frac{1}{3}$ em 4 grupos.

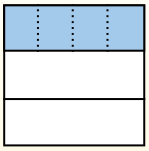

Esto muestra el tamaño de cada pieza.

Para calcular el tamaño de cada pieza en comparación con el conjunto, divida el conjunto en 4 grupos.

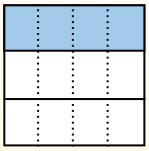

Each piece is $\frac{1}{12}$ of the whole.
Or:
$\frac{1}{3} \div 4 = \frac{1}{12}$

1) $\frac{1}{6} \div 5 =$

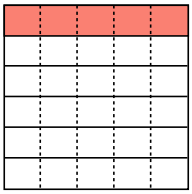

2) $\frac{1}{7} \div 9 =$

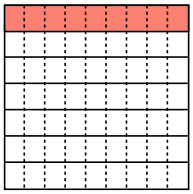

3) $\frac{1}{4} \div 9 =$

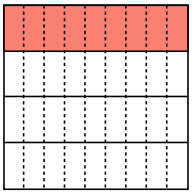

4) $\frac{1}{8} \div 7 =$

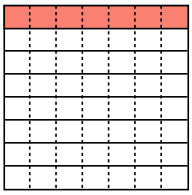

5) $\frac{1}{4} \div 7 =$

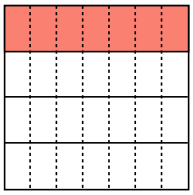

6) $\frac{1}{6} \div 7 =$

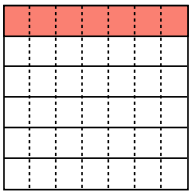

7) $\frac{1}{5} \div 5 =$

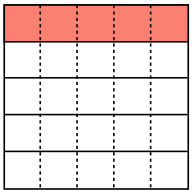

8) $\frac{1}{9} \div 9 =$

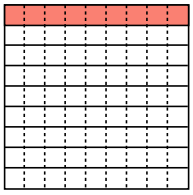

9) $\frac{1}{8} \div 4 =$

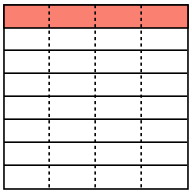

10) $\frac{1}{6} \div 6 =$

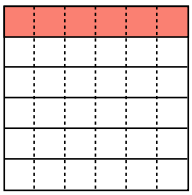

11) $\frac{1}{2} \div 3 =$

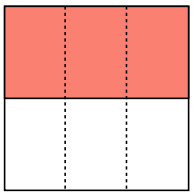

12) $\frac{1}{3} \div 2 =$

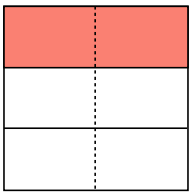

Réponses

1. $\frac{1}{30}$
2. $\frac{1}{63}$
3. $\frac{1}{36}$
4. $\frac{1}{56}$
5. $\frac{1}{28}$
6. $\frac{1}{42}$
7. $\frac{1}{25}$
8. $\frac{1}{81}$
9. $\frac{1}{32}$
10. $\frac{1}{36}$
11. $\frac{1}{6}$
12. $\frac{1}{6}$

1-10	92	83	75	67	58	50	42	33	25	17
11-12	8	0								