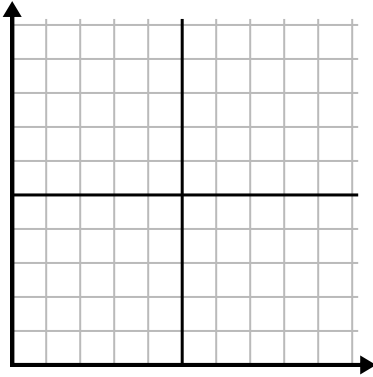




Remplissez la grille à l'aide du graphique.

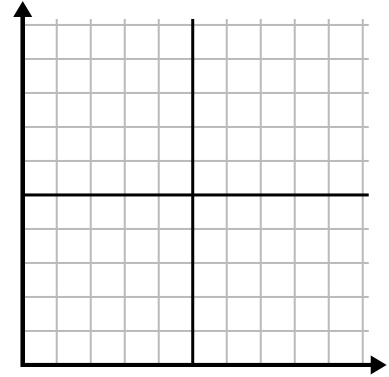
1)

Jour	1	2	3	4	5	6	7
Textes envoyés	5	30	25	50	35	15	10



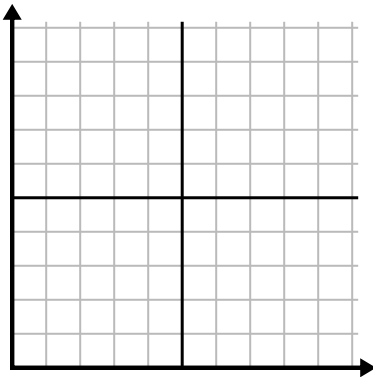
2)

Jour	1	2	3	4	5	6	7
Argent dépensé	1	5	4	6	10	2	3



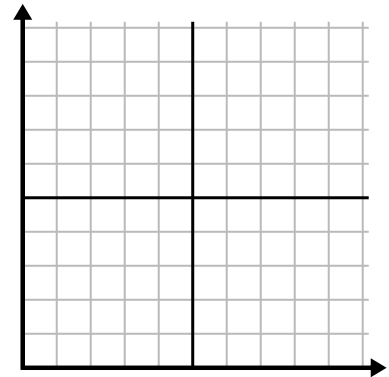
3)

La semaine	1	2	3	4	5
Eau utilisée (gallons)	20	60	100	90	70



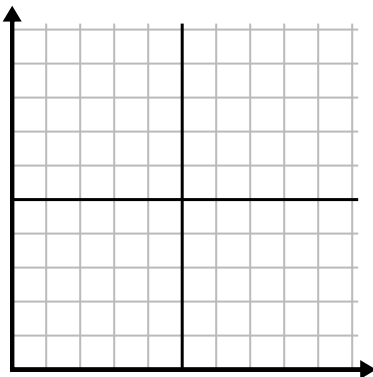
4)

Jour	1	2	3	4	5	6
Calories brûlées	80	180	40	20	100	200



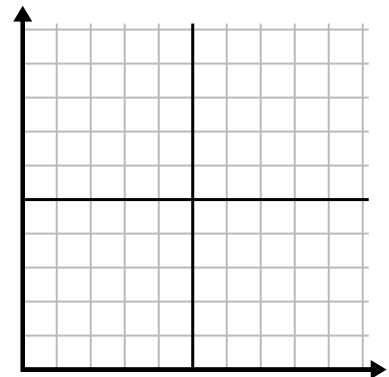
5)

Mois	1	2	3	4	5
Prix ??de la facture d'électricité	150	175	125	200	25



6)

Heure	1	2	3	4	5	6
Montant vendu	4	9	7	10	3	6

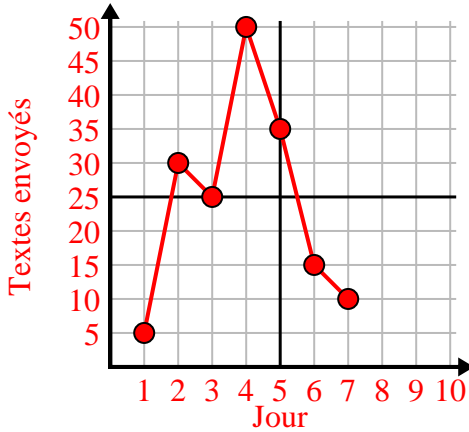




Remplissez la grille à l'aide du graphique.

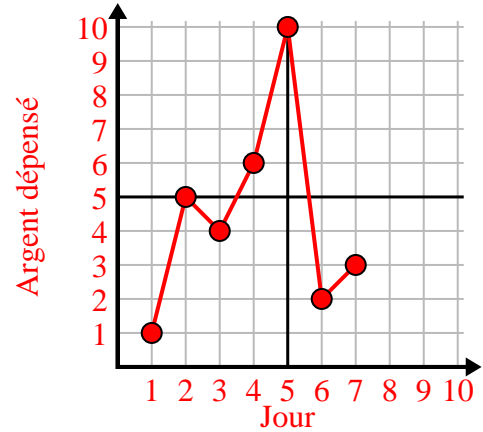
1)

Jour	1	2	3	4	5	6	7
Textes envoyés	5	30	25	50	35	15	10



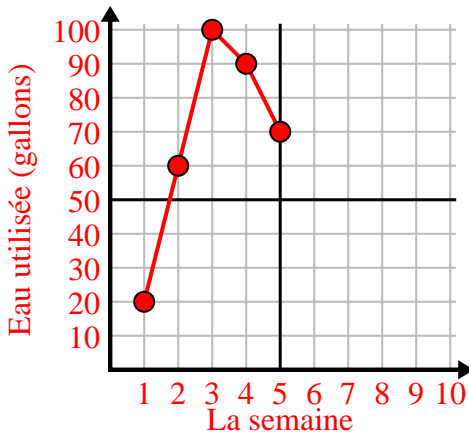
2)

Jour	1	2	3	4	5	6	7
Argent dépensé	1	5	4	6	10	2	3



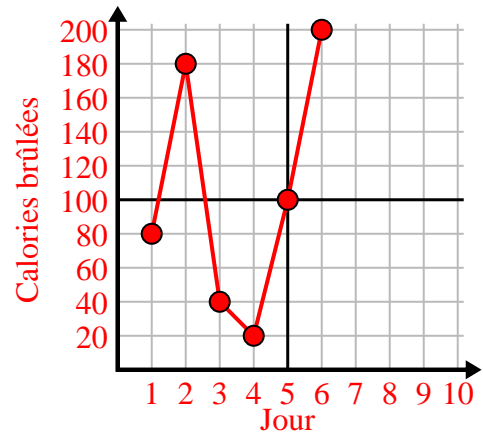
3)

La semaine	1	2	3	4	5
Eau utilisée (gallons)	20	60	100	90	70



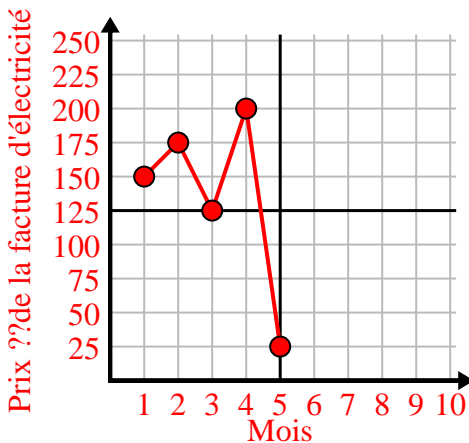
4)

Jour	1	2	3	4	5	6
Calories brûlées	80	180	40	20	100	200



5)

Mois	1	2	3	4	5
Prix ??de la facture d'électricité	150	175	125	200	25



6)

Heure	1	2	3	4	5	6
Montant vendu	4	9	7	10	3	6

