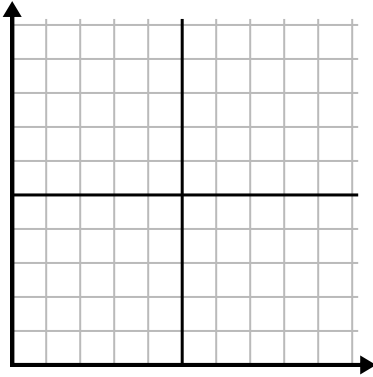




Remplissez la grille à l'aide du graphique.

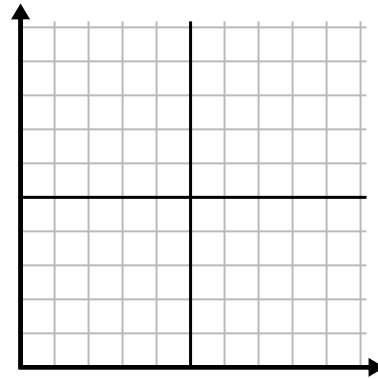
1)

Jour	1	2	3	4	5	6
Calories brûlées	80	60	140	100	40	180



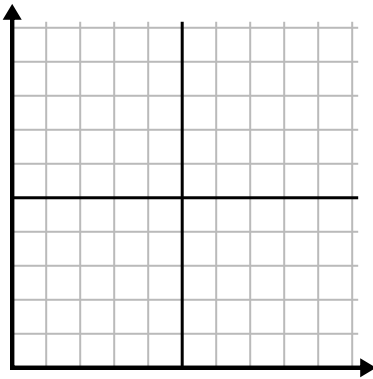
2)

Mois	1	2	3	4	5
Prix ??de la facture d'électricité	225	250	175	150	75



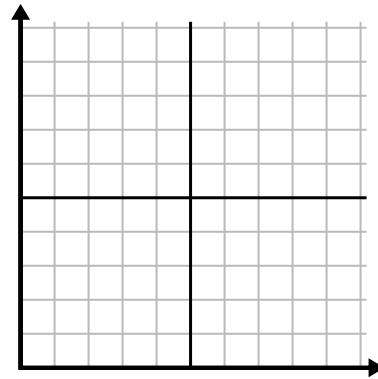
3)

Heure	1	2	3	4	5
Montant vendu	1	9	2	6	5



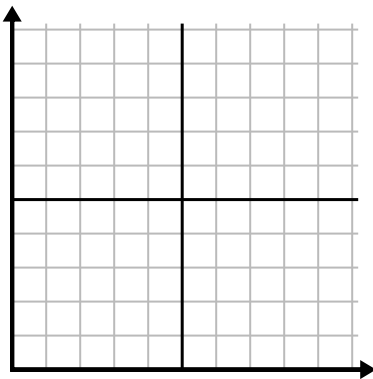
4)

Jour	1	2	3	4	5	6	7
Textes envoyés	5	10	50	30	20	15	25



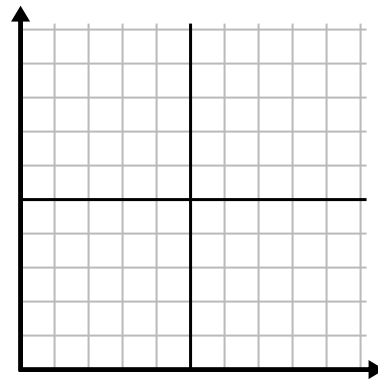
5)

La semaine	1	2	3	4	5	6	7
Eau utilisée (gallons)	90	10	80	100	50	20	70



6)

Jour	1	2	3	4	5	6	7
Argent dépensé	8	7	6	5	4	3	10

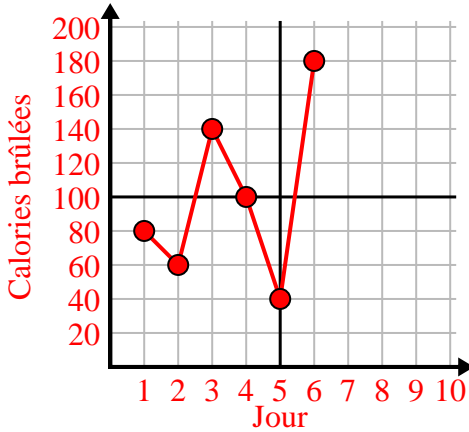




Remplissez la grille à l'aide du graphique.

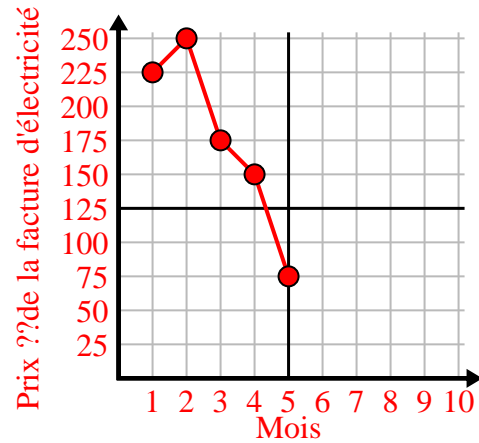
1)

Jour	1	2	3	4	5	6
Calories brûlées	80	60	140	100	40	180



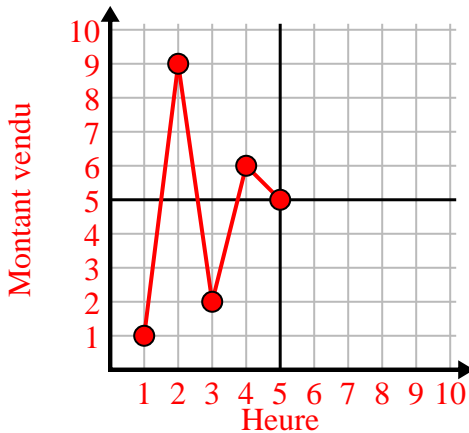
2)

Mois	1	2	3	4	5
Prix ??de la facture d'électricité	225	250	175	150	75



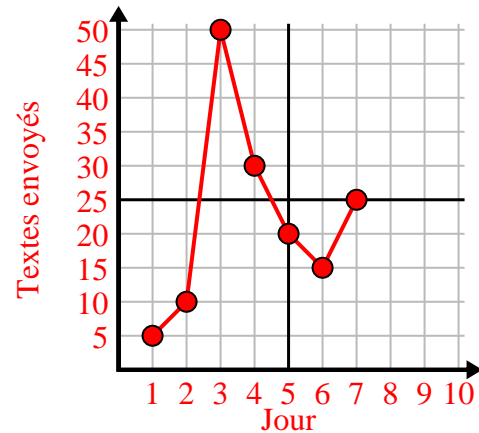
3)

Heure	1	2	3	4	5
Montant vendu	1	9	2	6	5



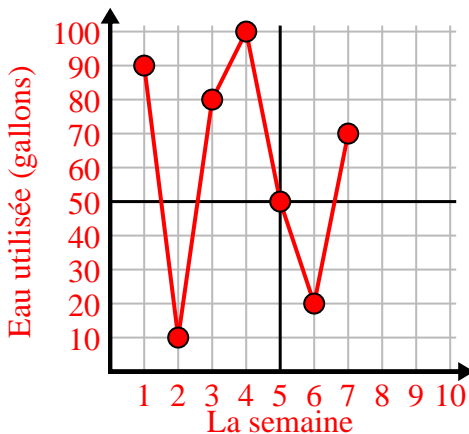
4)

Jour	1	2	3	4	5	6	7
Textes envoyés	5	10	50	30	20	15	25



5)

La semaine	1	2	3	4	5	6	7
Eau utilisée (gallons)	90	10	80	100	50	20	70



6)

Jour	1	2	3	4	5	6	7
Argent dépensé	8	7	6	5	4	3	10

