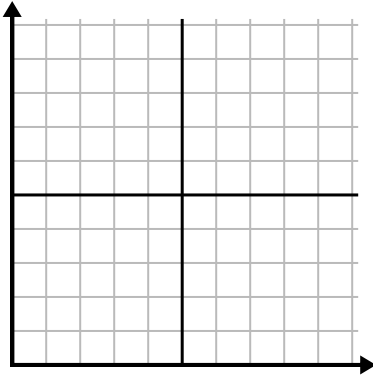




Remplissez la grille à l'aide du graphique.

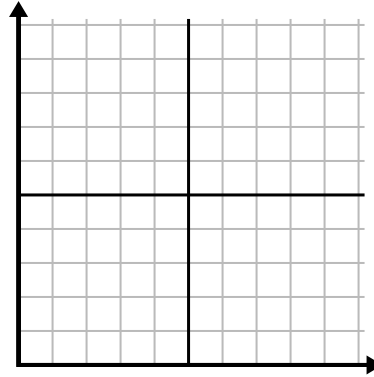
1)

Année	1	2	3	4	5	6
Boîtes de stylos utilisés	10	1	6	2	7	8



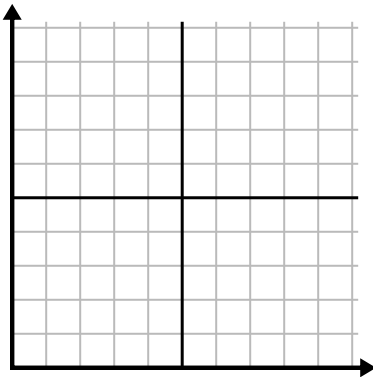
2)

Jour	1	2	3	4	5
Textes envoyés	25	35	40	15	5



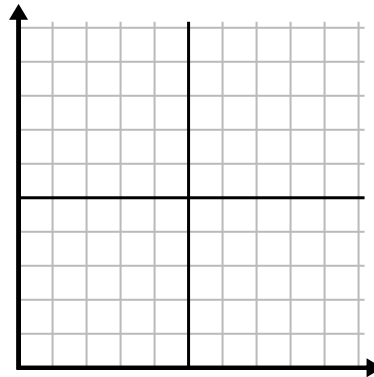
3)

Année	1	2	3	4	5
Cartouches d'encre utilisées	10	4	12	2	14



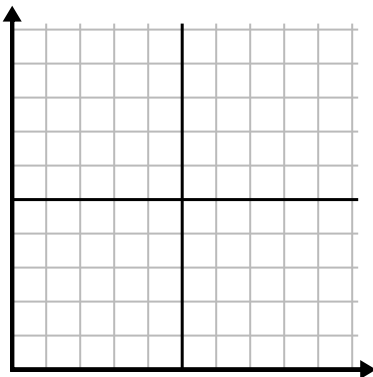
4)

Jour	1	2	3	4	5
Vidéos Youtube regardées	120	60	300	150	30



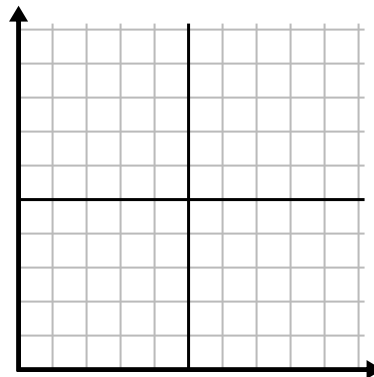
5)

La semaine	1	2	3	4	5	6	7
Eau utilisée (gallons)	100	50	90	10	60	80	40



6)

Jour	1	2	3	4	5	6	7
Argent dépensé	1	7	3	4	5	6	8

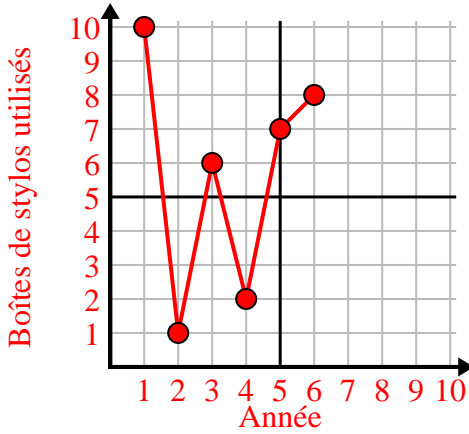




Remplissez la grille à l'aide du graphique.

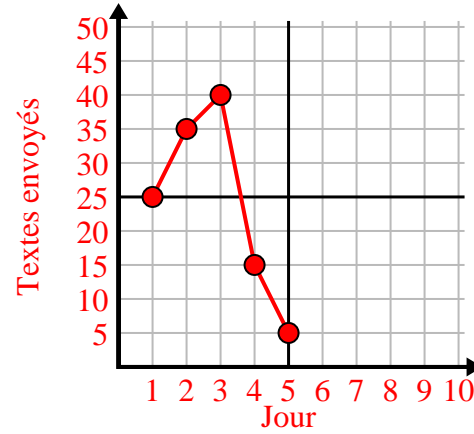
1)

Année	1	2	3	4	5	6
Boîtes de stylos utilisés	10	1	6	2	7	8



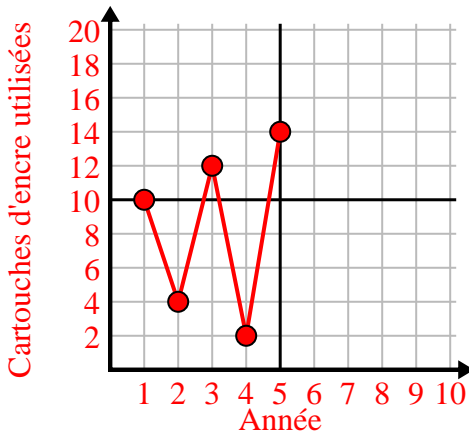
2)

Jour	1	2	3	4	5
Textes envoyés	25	35	40	15	5



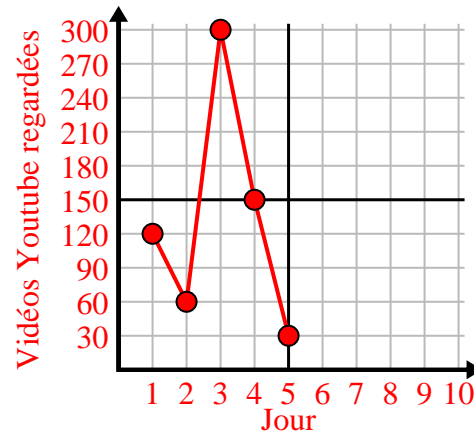
3)

Année	1	2	3	4	5
Cartouches d'encre utilisées	10	4	12	2	14



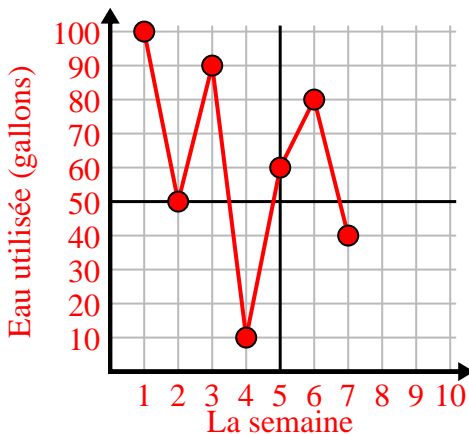
4)

Jour	1	2	3	4	5
Vidéos Youtube regardées	120	60	300	150	30



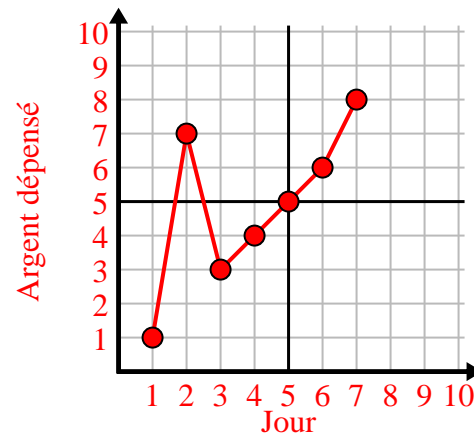
5)

La semaine	1	2	3	4	5	6	7
Eau utilisée (gallons)	100	50	90	10	60	80	40



6)

Jour	1	2	3	4	5	6	7
Argent dépensé	1	7	3	4	5	6	8

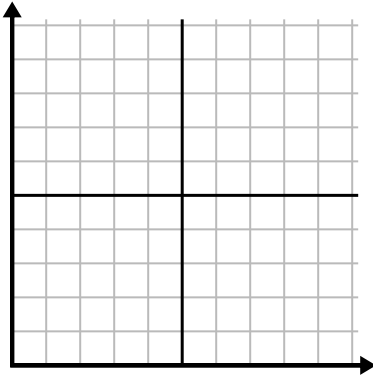




Remplissez la grille à l'aide du graphique.

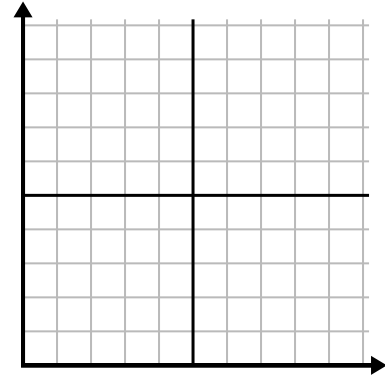
1)

Jour	1	2	3	4	5	6	7
Vidéos Youtube regardées	30	180	270	150	60	90	240



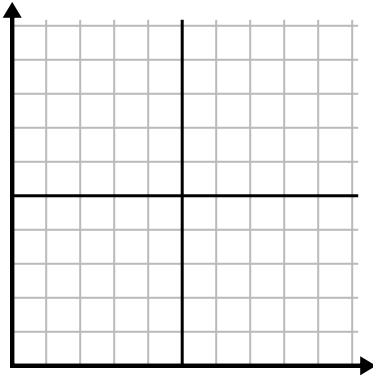
2)

Mois	1	2	3	4	5
Prix ??de la facture d'électricité	225	150	75	125	50



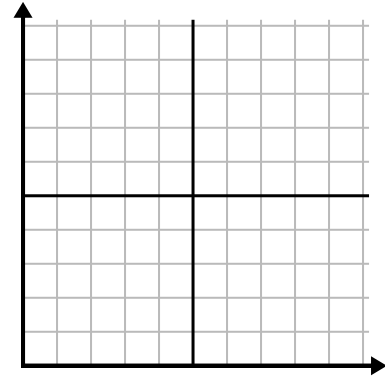
3)

Année	1	2	3	4	5
Cartouches d'encre utilisées	16	2	10	12	8



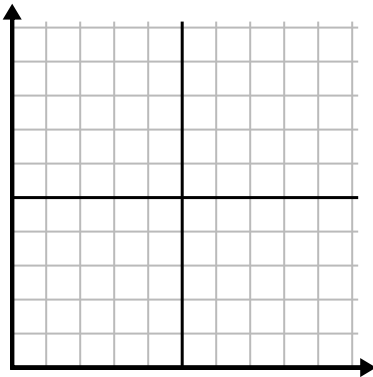
4)

Jour	1	2	3	4	5	6
Argent dépensé	2	7	9	8	5	1



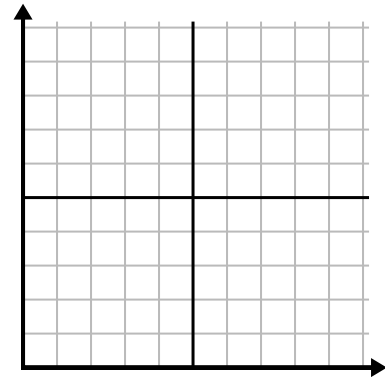
5)

Heure	1	2	3	4	5	6	7
Montant vendu	5	4	2	9	7	6	8



6)

Jour	1	2	3	4	5	6
Repas vendus	600	900	700	500	100	400

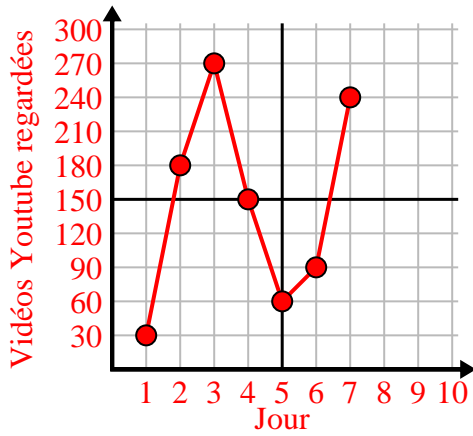




Remplissez la grille à l'aide du graphique.

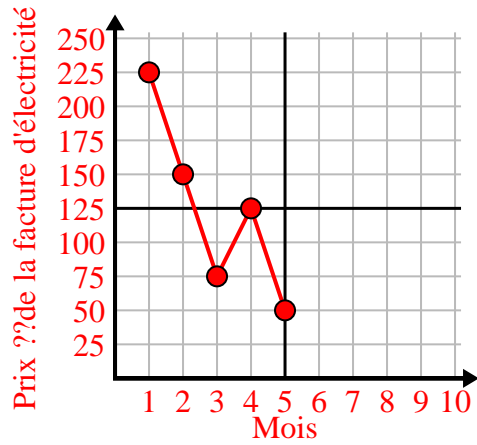
1)

Jour	1	2	3	4	5	6	7
Vidéos Youtube regardées	30	180	270	150	60	90	240



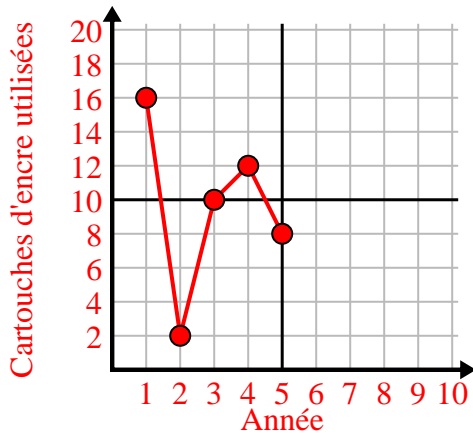
2)

Mois	1	2	3	4	5
Prix ??de la facture d'électricité	225	150	75	125	50



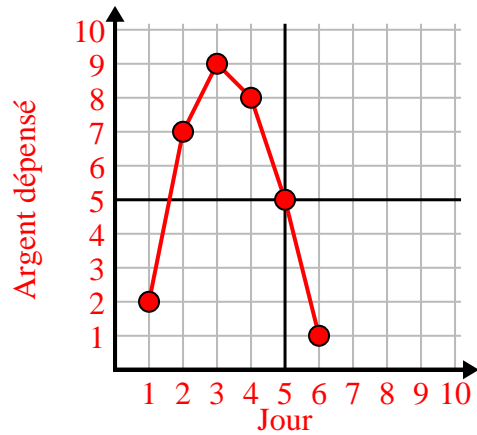
3)

Année	1	2	3	4	5
Cartouches d'encre utilisées	16	2	10	12	8



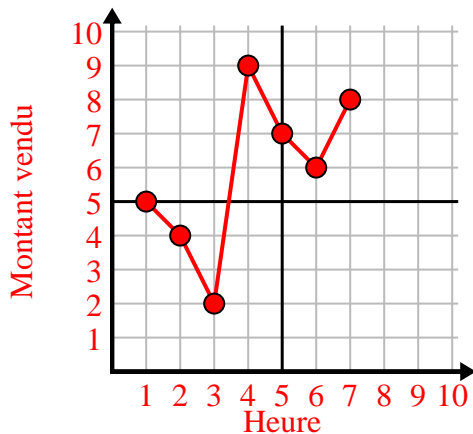
4)

Jour	1	2	3	4	5	6
Argent dépensé	2	7	9	8	5	1



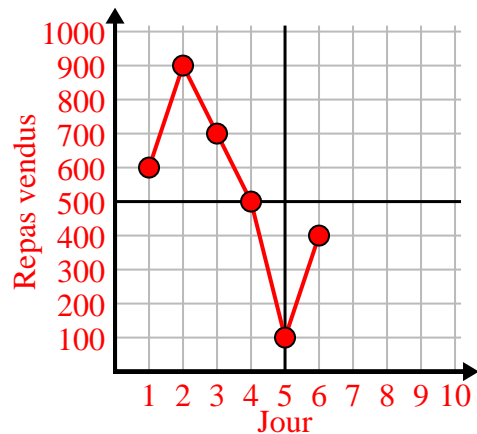
5)

Heure	1	2	3	4	5	6	7
Montant vendu	5	4	2	9	7	6	8



6)

Jour	1	2	3	4	5	6
Repas vendus	600	900	700	500	100	400

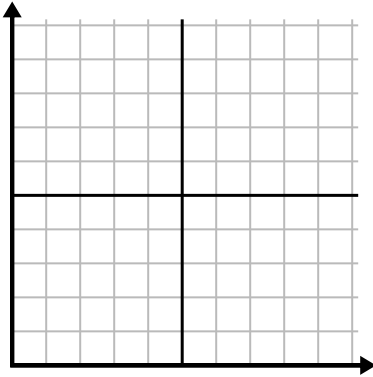




Remplissez la grille à l'aide du graphique.

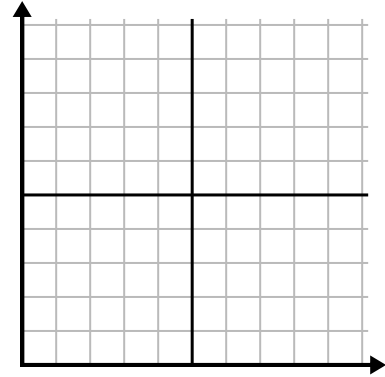
1)

Mois	1	2	3	4	5	6
Prix ??de la facture d'électricité	175	50	250	200	100	150



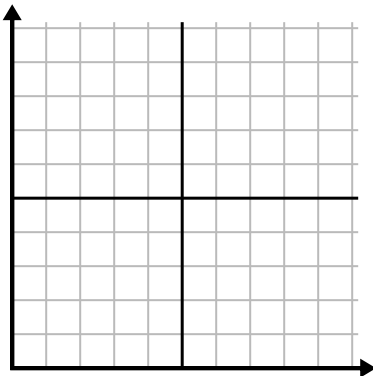
2)

Jour	1	2	3	4	5
Repas vendus	900	300	600	1 000	400



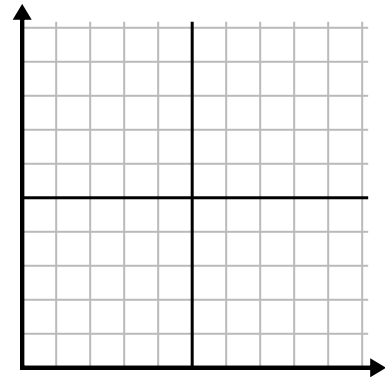
3)

La semaine	1	2	3	4	5	6	7
Heures de télévision regardées	15	30	50	35	10	25	45



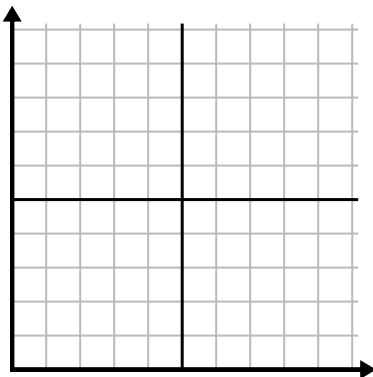
4)

Heure	1	2	3	4	5
Montant vendu	2	3	8	1	4



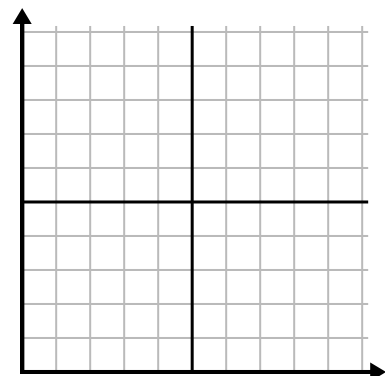
5)

Jour	1	2	3	4	5
Calories brûlées	200	180	40	80	120



6)

Année	1	2	3	4	5	6
Cartouches d'encre utilisées	18	20	14	16	12	8

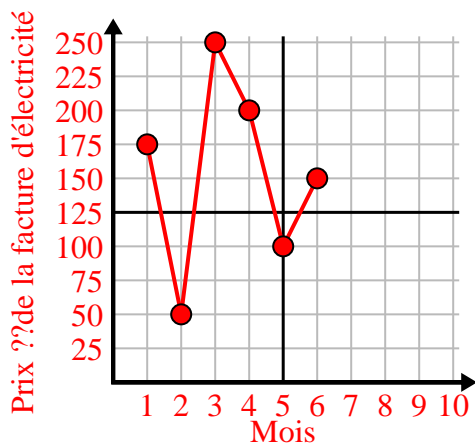




Remplissez la grille à l'aide du graphique.

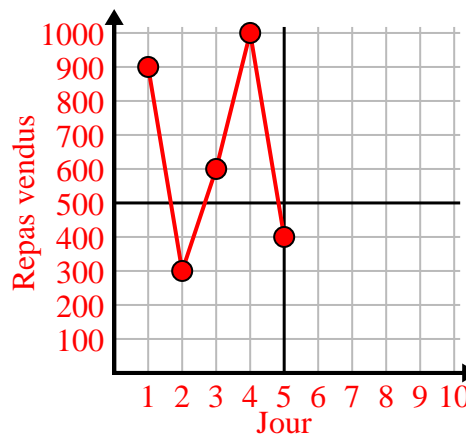
1)

Mois	1	2	3	4	5	6
Prix ??de la facture d'électricité	175	50	250	200	100	150



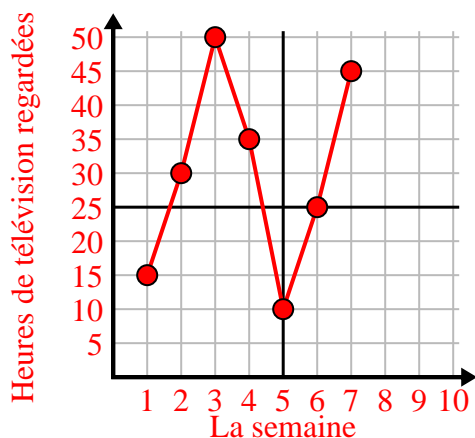
2)

Jour	1	2	3	4	5
Repas vendus	900	300	600	1 000	400



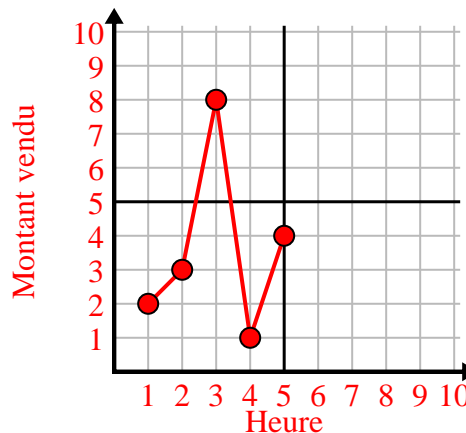
3)

La semaine	1	2	3	4	5	6	7
Heures de télévision regardées	15	30	50	35	10	25	45



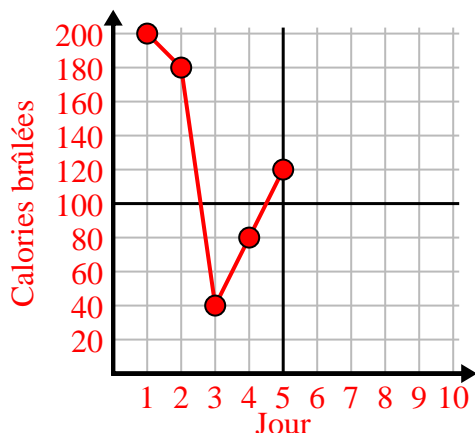
4)

Heure	1	2	3	4	5
Montant vendu	2	3	8	1	4



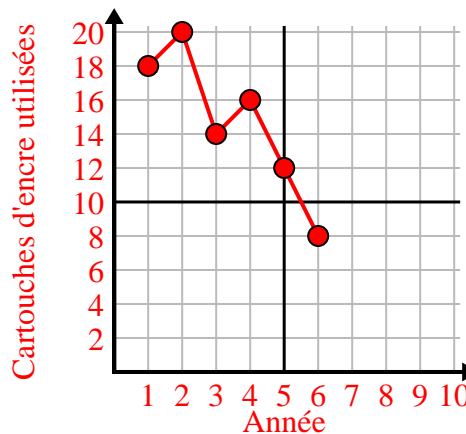
5)

Jour	1	2	3	4	5
Calories brûlées	200	180	40	80	120



6)

Année	1	2	3	4	5	6
Cartouches d'encre utilisées	18	20	14	16	12	8

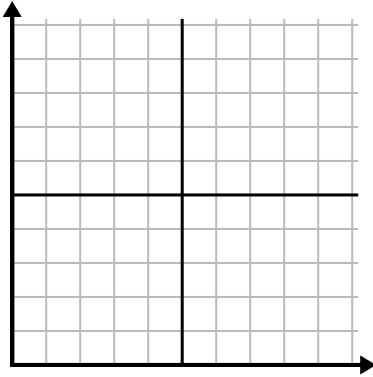




Remplissez la grille à l'aide du graphique.

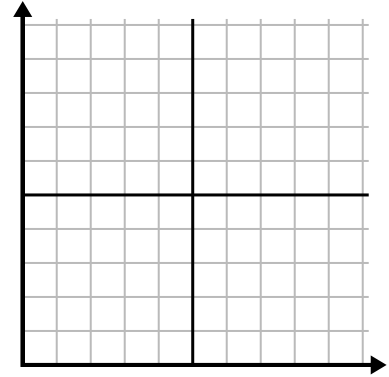
1)

Jour	1	2	3	4	5	6	7
Textes envoyés	5	30	25	50	35	15	10



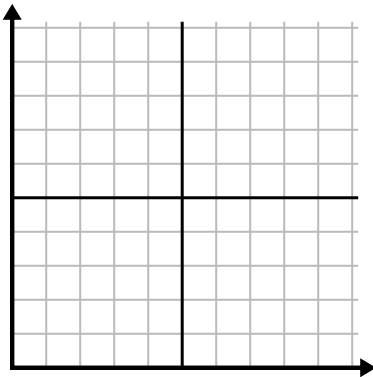
2)

Jour	1	2	3	4	5	6	7
Argent dépensé	1	5	4	6	10	2	3



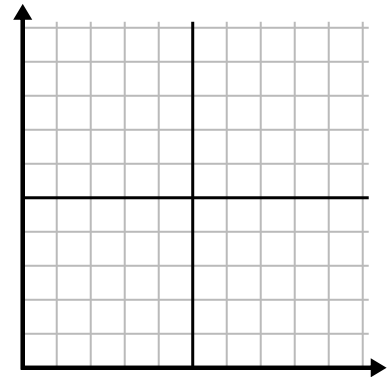
3)

La semaine	1	2	3	4	5
Eau utilisée (gallons)	20	60	100	90	70



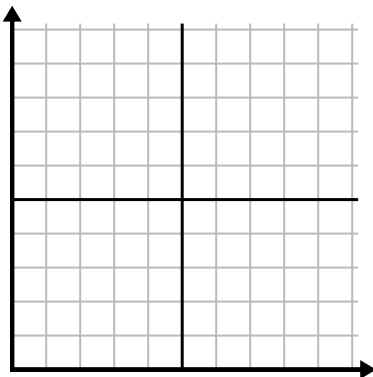
4)

Jour	1	2	3	4	5	6
Calories brûlées	80	180	40	20	100	200



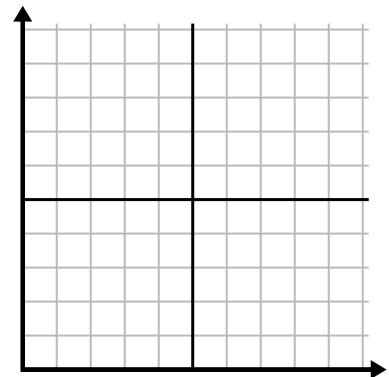
5)

Mois	1	2	3	4	5
Prix ??de la facture d'électricité	150	175	125	200	25



6)

Heure	1	2	3	4	5	6
Montant vendu	4	9	7	10	3	6

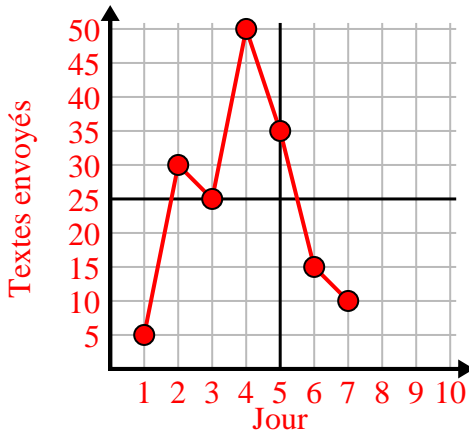




Remplissez la grille à l'aide du graphique.

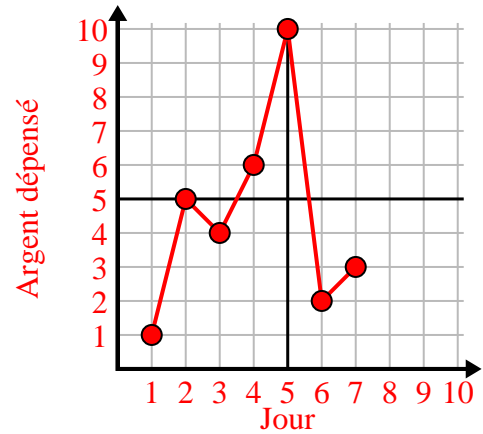
1)

Jour	1	2	3	4	5	6	7
Textes envoyés	5	30	25	50	35	15	10



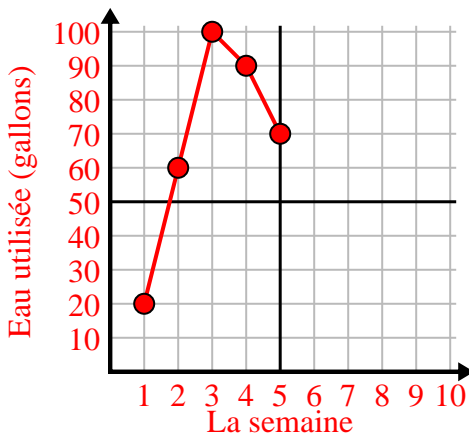
2)

Jour	1	2	3	4	5	6	7
Argent dépensé	1	5	4	6	10	2	3



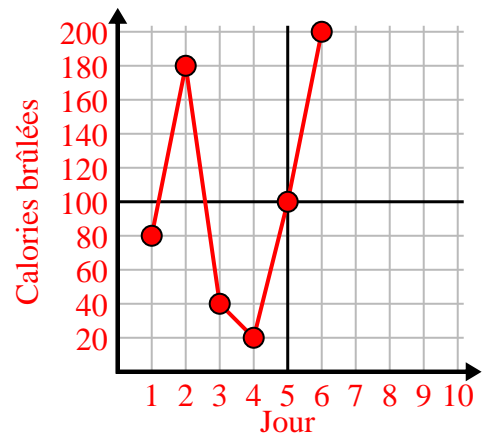
3)

La semaine	1	2	3	4	5
Eau utilisée (gallons)	20	60	100	90	70



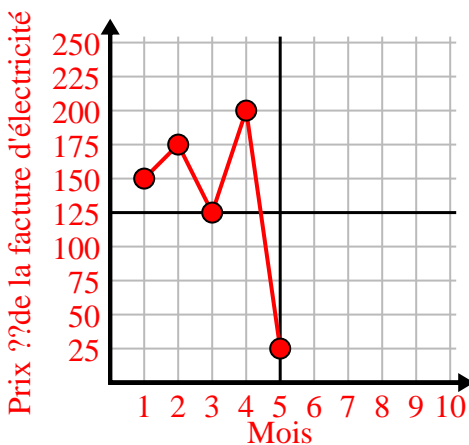
4)

Jour	1	2	3	4	5	6
Calories brûlées	80	180	40	20	100	200



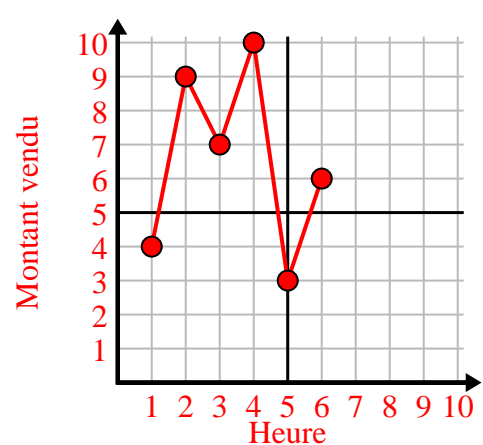
5)

Mois	1	2	3	4	5
Prix ??de la facture d'électricité	150	175	125	200	25



6)

Heure	1	2	3	4	5	6
Montant vendu	4	9	7	10	3	6

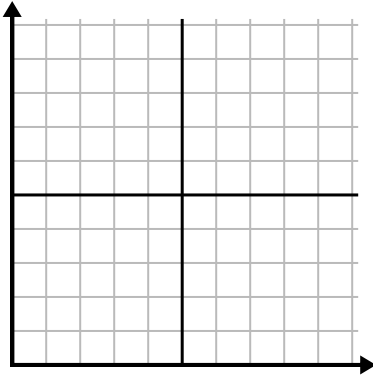




Remplissez la grille à l'aide du graphique.

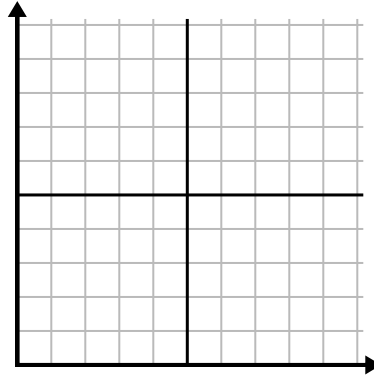
1)

Jour	1	2	3	4	5
Calories brûlées	160	40	100	20	180



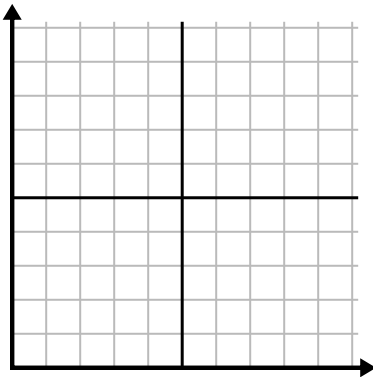
2)

Année	1	2	3	4	5
Boîtes de stylos utilisés	9	2	8	6	10



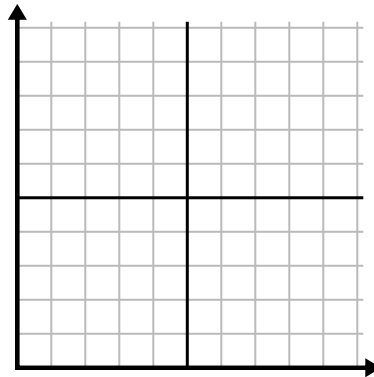
3)

Jour	1	2	3	4	5
Textes envoyés	40	25	45	5	30



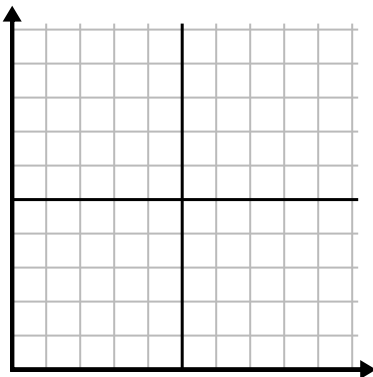
4)

Jour	1	2	3	4	5	6	7
Repas vendus	600	900	200	1 000	500	400	700



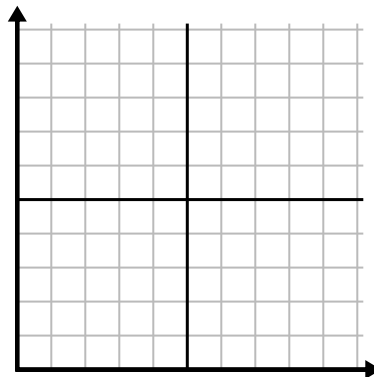
5)

Heure	1	2	3	4	5
Montant vendu	8	5	10	3	9



6)

La semaine	1	2	3	4	5
Eau utilisée (gallons)	70	80	10	40	100

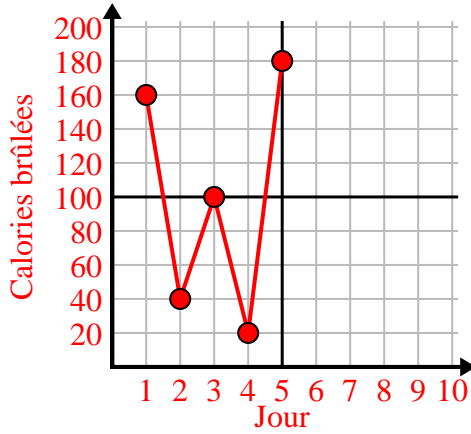




Remplissez la grille à l'aide du graphique.

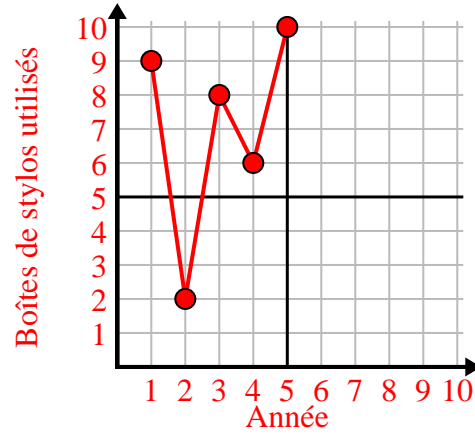
1)

Jour	1	2	3	4	5
Calories brûlées	160	40	100	20	180



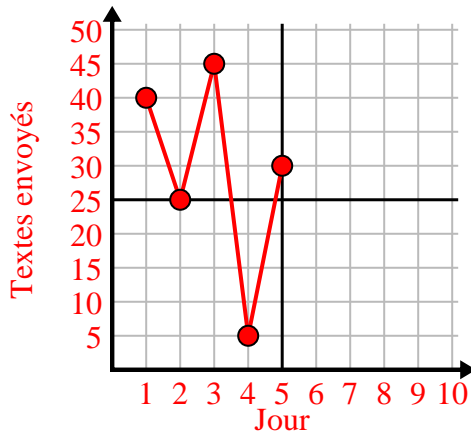
2)

Année	1	2	3	4	5
Boîtes de stylos utilisés	9	2	8	6	10



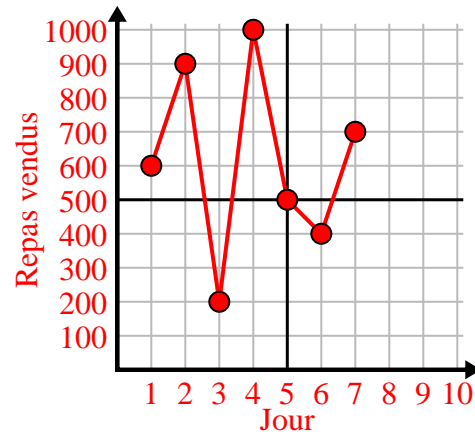
3)

Jour	1	2	3	4	5
Textes envoyés	40	25	45	5	30



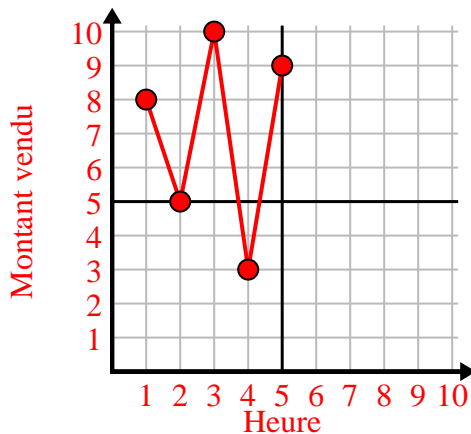
4)

Jour	1	2	3	4	5	6	7
Repas vendus	600	900	200	1 000	500	400	700



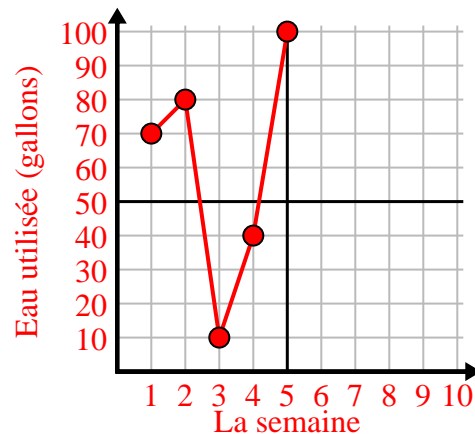
5)

Heure	1	2	3	4	5
Montant vendu	8	5	10	3	9



6)

La semaine	1	2	3	4	5
Eau utilisée (gallons)	70	80	10	40	100

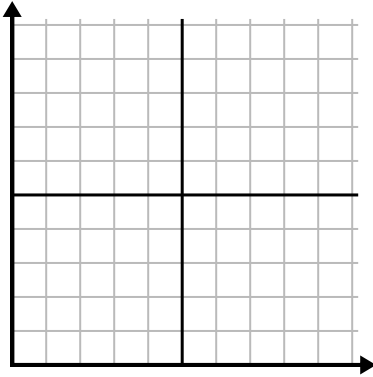




Remplissez la grille à l'aide du graphique.

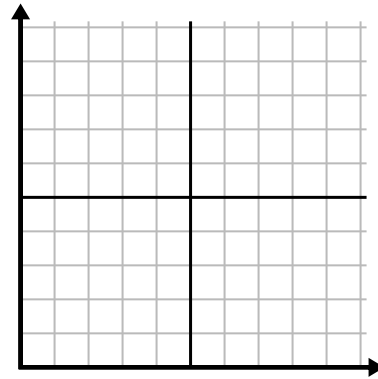
1)

Jour	1	2	3	4	5	6
Calories brûlées	80	60	140	100	40	180



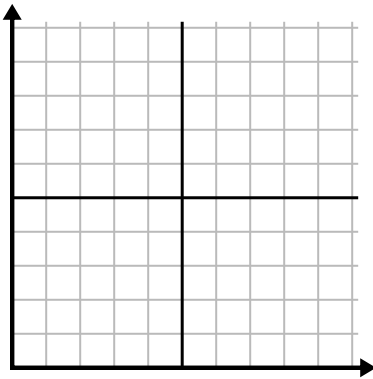
2)

Mois	1	2	3	4	5
Prix ??de la facture d'électricité	225	250	175	150	75



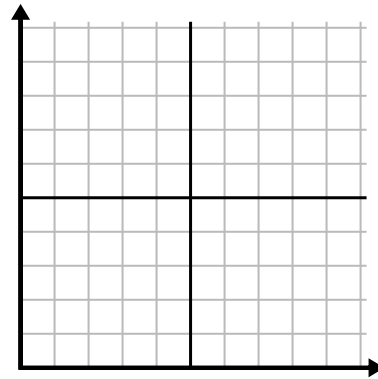
3)

Heure	1	2	3	4	5
Montant vendu	1	9	2	6	5



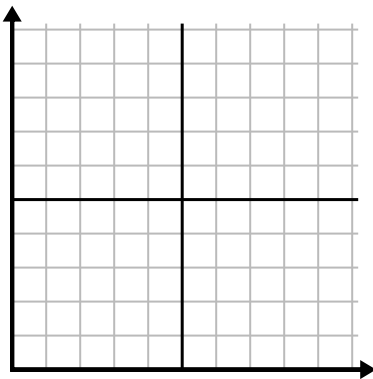
4)

Jour	1	2	3	4	5	6	7
Textes envoyés	5	10	50	30	20	15	25



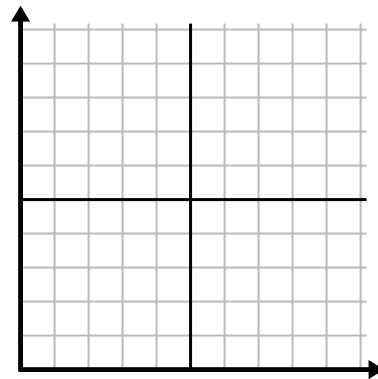
5)

La semaine	1	2	3	4	5	6	7
Eau utilisée (gallons)	90	10	80	100	50	20	70



6)

Jour	1	2	3	4	5	6	7
Argent dépensé	8	7	6	5	4	3	10

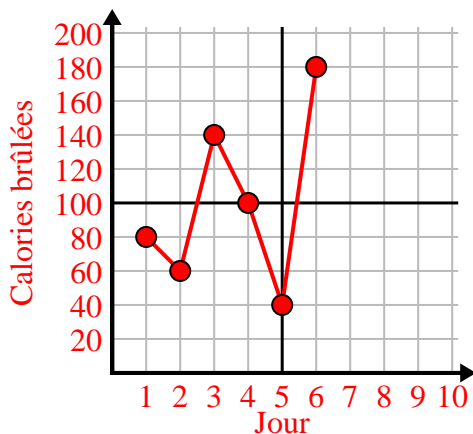




Remplissez la grille à l'aide du graphique.

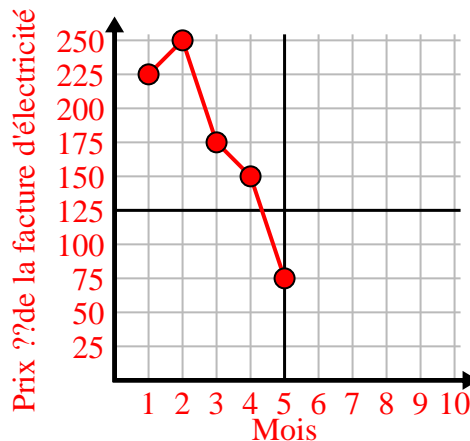
1)

Jour	1	2	3	4	5	6
Calories brûlées	80	60	140	100	40	180



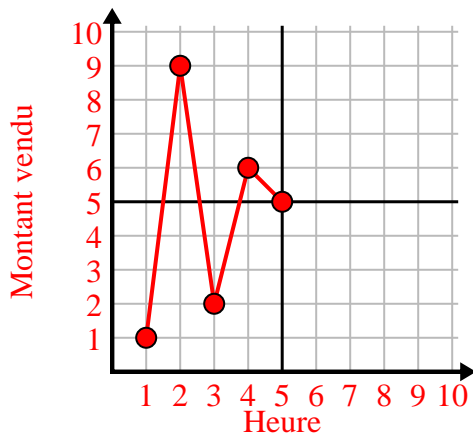
2)

Mois	1	2	3	4	5
Prix ??de la facture d'électricité	225	250	175	150	75



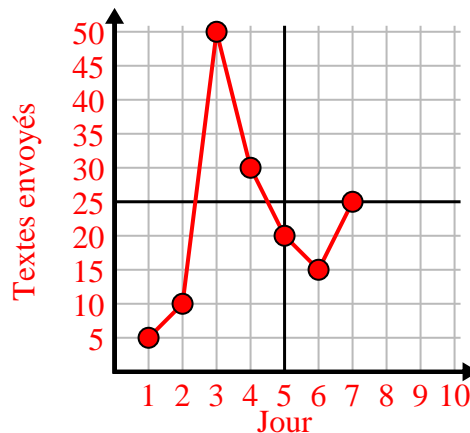
3)

Heure	1	2	3	4	5
Montant vendu	1	9	2	6	5



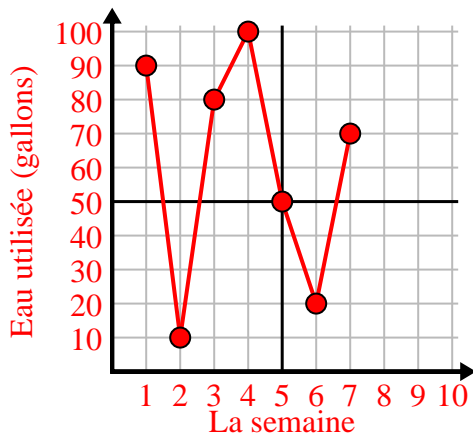
4)

Jour	1	2	3	4	5	6	7
Textes envoyés	5	10	50	30	20	15	25



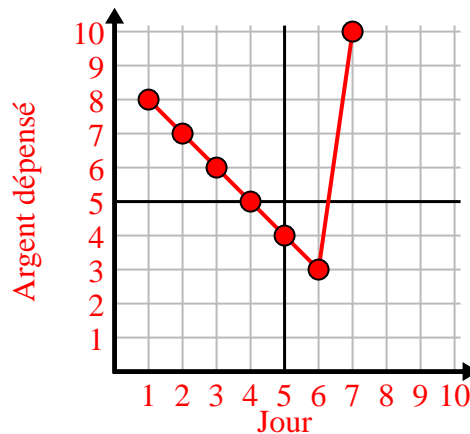
5)

La semaine	1	2	3	4	5	6	7
Eau utilisée (gallons)	90	10	80	100	50	20	70



6)

Jour	1	2	3	4	5	6	7
Argent dépensé	8	7	6	5	4	3	10

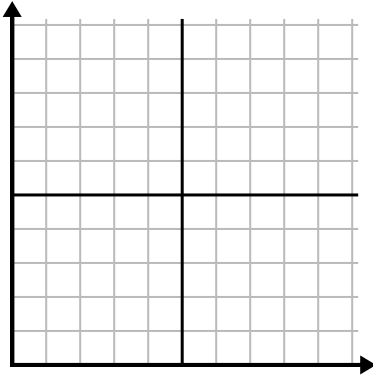




Remplissez la grille à l'aide du graphique.

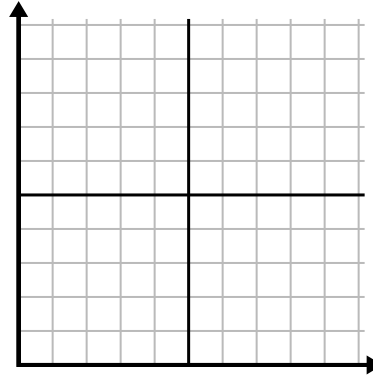
1)

Jour	1	2	3	4	5
Repas vendus	1 000	300	900	100	700



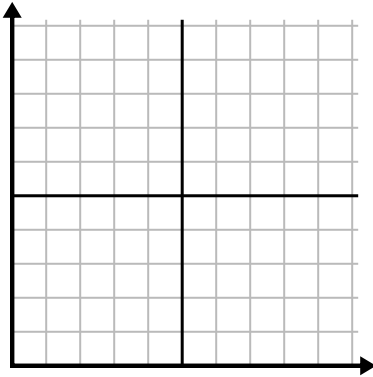
2)

Jour	1	2	3	4	5	6
Textes envoyés	40	30	50	15	25	10



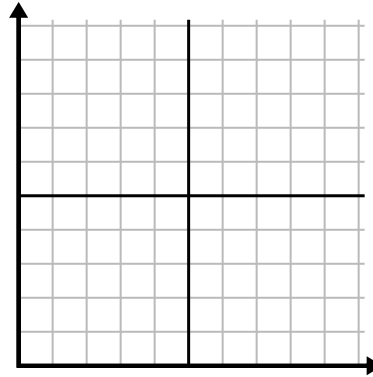
3)

Année	1	2	3	4	5	6
Boîtes de stylos utilisés	10	3	9	1	2	6



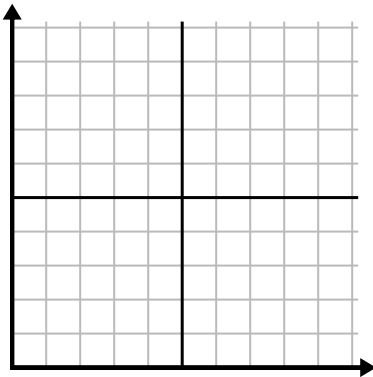
4)

Année	1	2	3	4	5
Cartouches d'encre utilisées	2	18	4	20	12



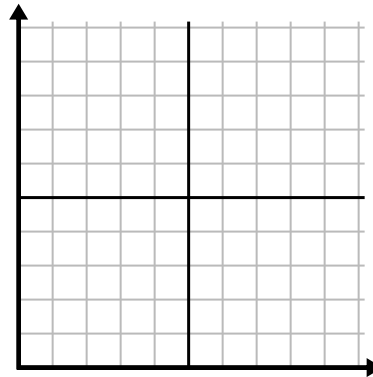
5)

Heure	1	2	3	4	5	6
Montant vendu	6	5	3	4	7	9



6)

La semaine	1	2	3	4	5	6
Eau utilisée (gallons)	10	60	80	70	20	40

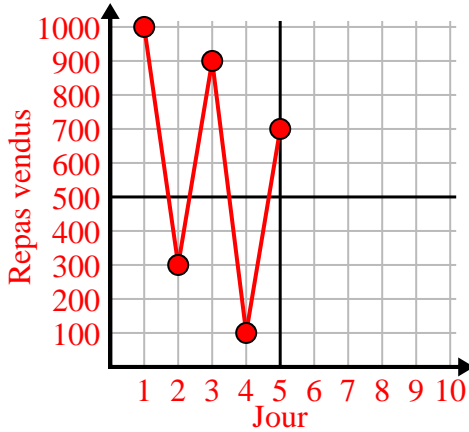




Remplissez la grille à l'aide du graphique.

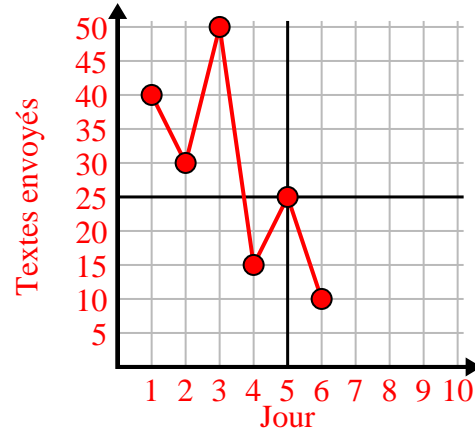
1)

Jour	1	2	3	4	5
Repas vendus	1 000	300	900	100	700



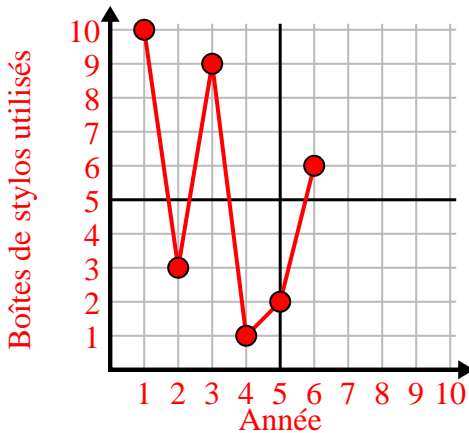
2)

Jour	1	2	3	4	5	6
Textes envoyés	40	30	50	15	25	10



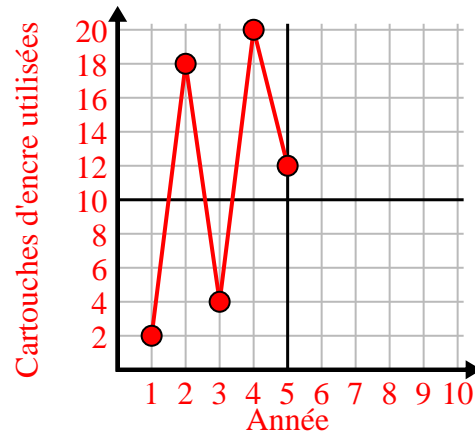
3)

Année	1	2	3	4	5	6
Boîtes de stylos utilisés	10	3	9	1	2	6



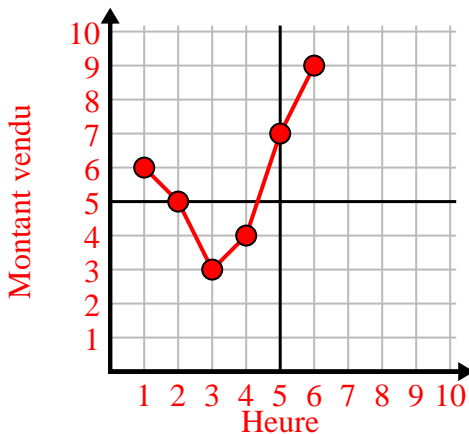
4)

Année	1	2	3	4	5
Cartouches d'encre utilisées	2	18	4	20	12



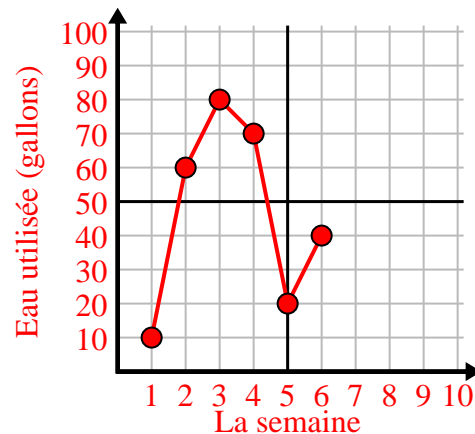
5)

Heure	1	2	3	4	5	6
Montant vendu	6	5	3	4	7	9



6)

La semaine	1	2	3	4	5	6
Eau utilisée (gallons)	10	60	80	70	20	40

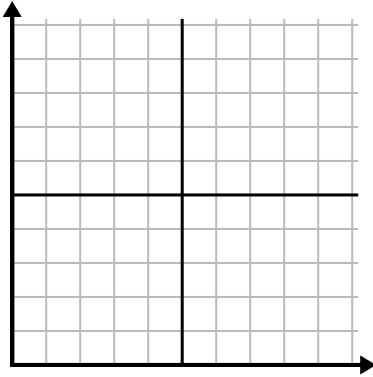




Remplissez la grille à l'aide du graphique.

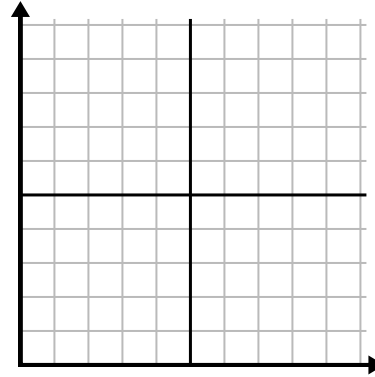
1)

Heure	1	2	3	4	5	6	7
Montant vendu	10	6	5	4	1	8	9



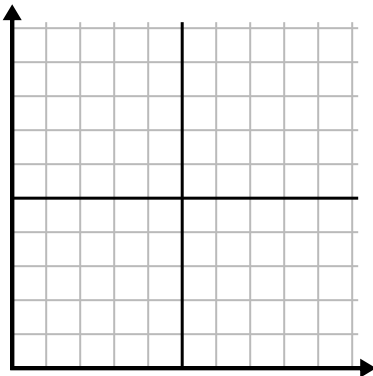
2)

La semaine	1	2	3	4	5	6	7
Eau utilisée (gallons)	30	50	40	100	80	10	20



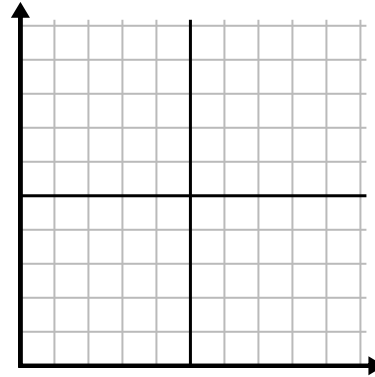
3)

Année	1	2	3	4	5	6	7
Cartouches d'encre utilisées	8	18	6	20	16	10	14



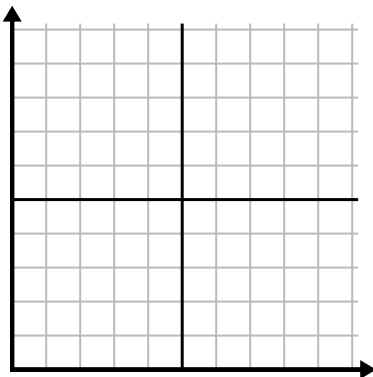
4)

Jour	1	2	3	4	5	6	7
Repas vendus	900	400	700	500	1 000	600	100



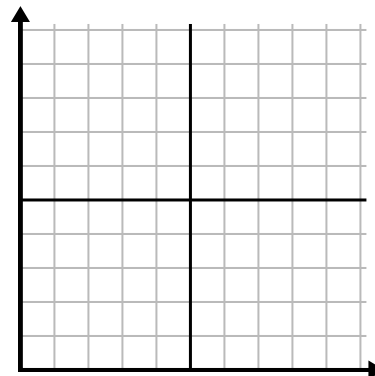
5)

Jour	1	2	3	4	5	6
Textes envoyés	40	35	30	50	10	20



6)

Mois	1	2	3	4	5	6
Prix ??de la facture d'électricité	25	150	175	250	200	50

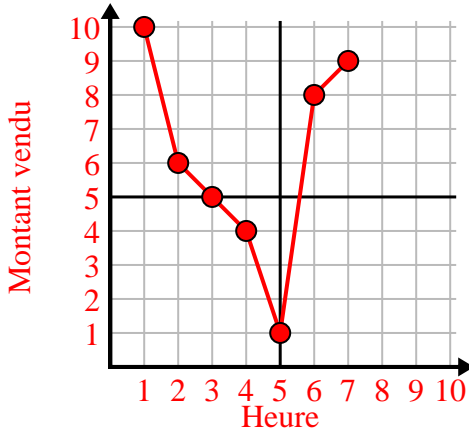




Remplissez la grille à l'aide du graphique.

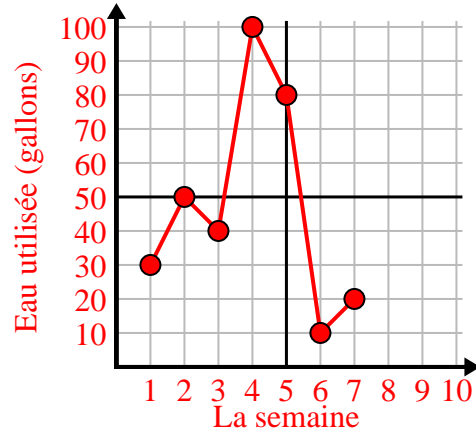
1)

Heure	1	2	3	4	5	6	7
Montant vendu	10	6	5	4	1	8	9



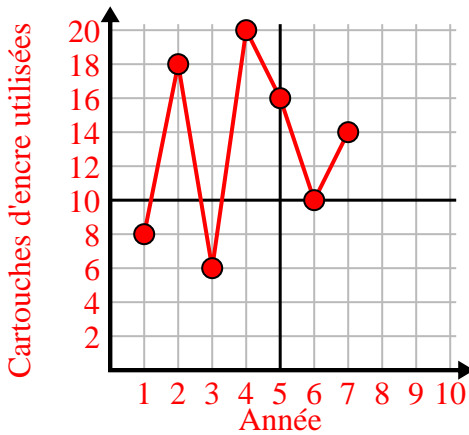
2)

La semaine	1	2	3	4	5	6	7
Eau utilisée (gallons)	30	50	40	100	80	10	20



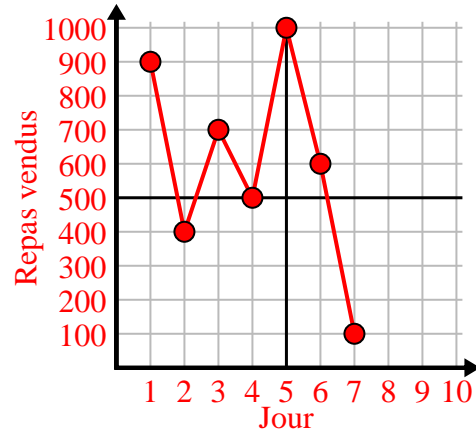
3)

Année	1	2	3	4	5	6	7
Cartouches d'encre utilisées	8	18	6	20	16	10	14



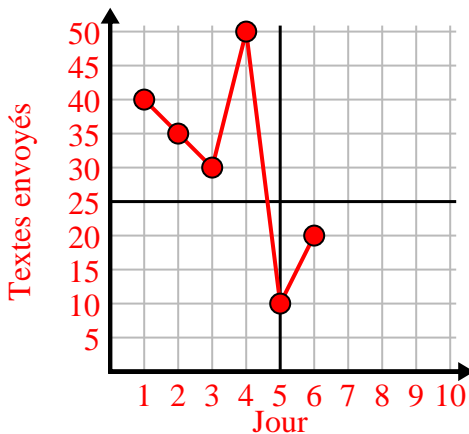
4)

Jour	1	2	3	4	5	6	7
Repas vendus	900	400	700	500	1000	600	100



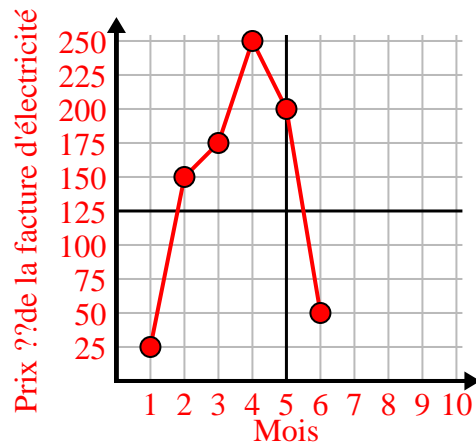
5)

Jour	1	2	3	4	5	6
Textes envoyés	40	35	30	50	10	20



6)

Mois	1	2	3	4	5	6
Prix ?? de la facture d'électricité	25	150	175	250	200	50

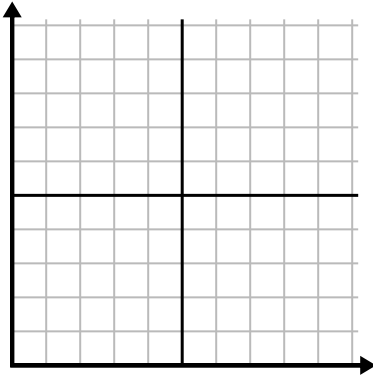




Remplissez la grille à l'aide du graphique.

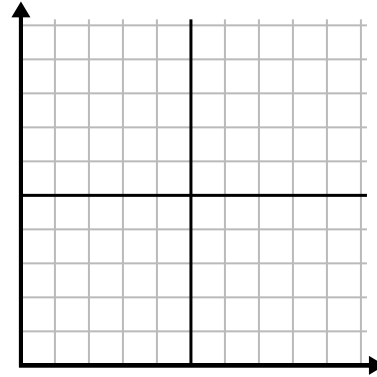
1)

Mois	1	2	3	4	5	6
Prix ??de la facture d'électricité	50	75	250	150	175	25



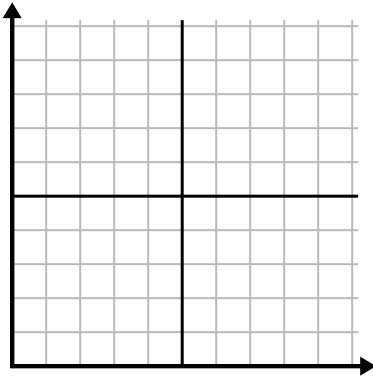
2)

Jour	1	2	3	4	5	6	7
Vidéos Youtube regardées	90	210	120	150	60	30	300



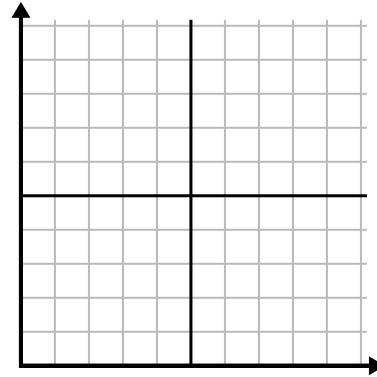
3)

La semaine	1	2	3	4	5	6
Heures de télévision regardées	25	30	15	10	20	50



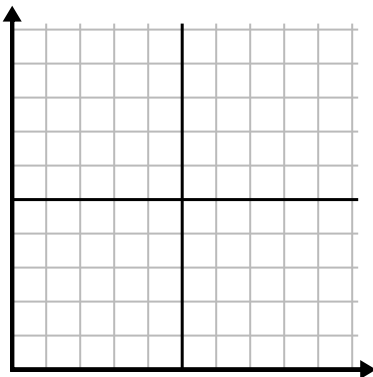
4)

Jour	1	2	3	4	5	6	7
Repas vendus	900	400	200	800	100	500	300



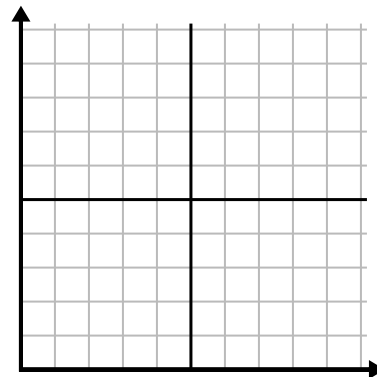
5)

La semaine	1	2	3	4	5
Eau utilisée (gallons)	60	80	10	30	20



6)

Jour	1	2	3	4	5
Calories brûlées	140	120	180	200	160

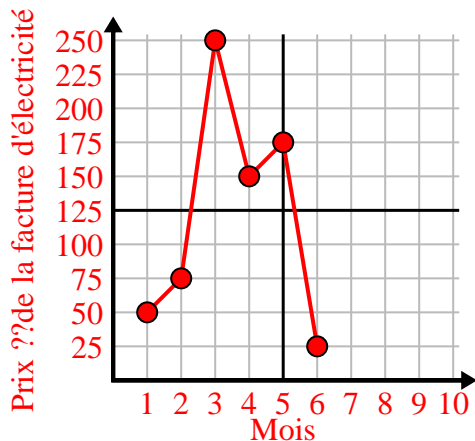




Remplissez la grille à l'aide du graphique.

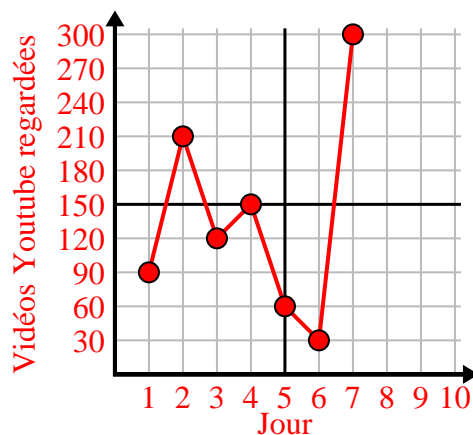
1)

Mois	1	2	3	4	5	6
Prix ??de la facture d'électricité	50	75	250	150	175	25



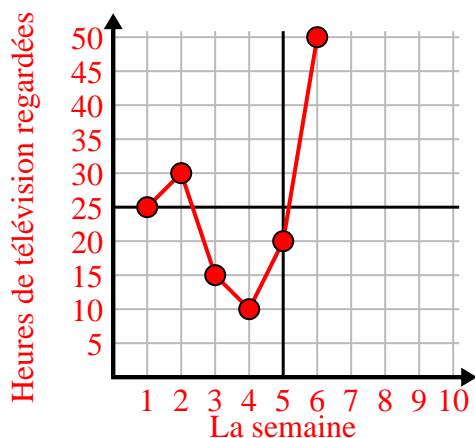
2)

Jour	1	2	3	4	5	6	7
Vidéos Youtube regardées	90	210	120	150	60	30	300



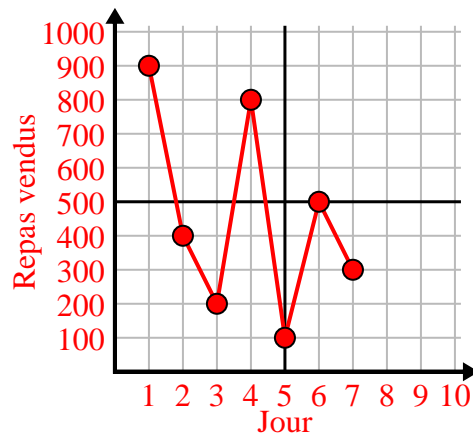
3)

La semaine	1	2	3	4	5	6
Heures de télévision regardées	25	30	15	10	20	50



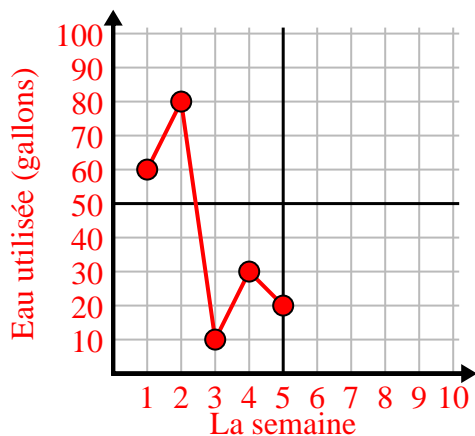
4)

Jour	1	2	3	4	5	6	7
Repas vendus	900	400	200	800	100	500	300



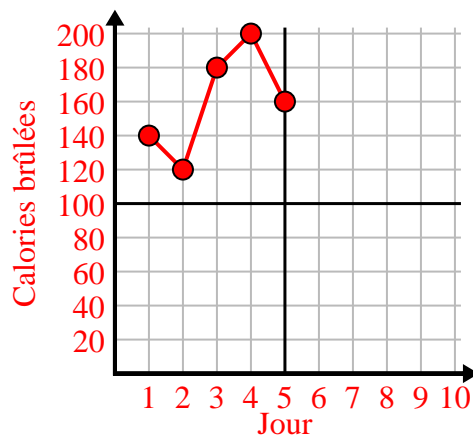
5)

La semaine	1	2	3	4	5
Eau utilisée (gallons)	60	80	10	30	20



6)

Jour	1	2	3	4	5
Calories brûlées	140	120	180	200	160

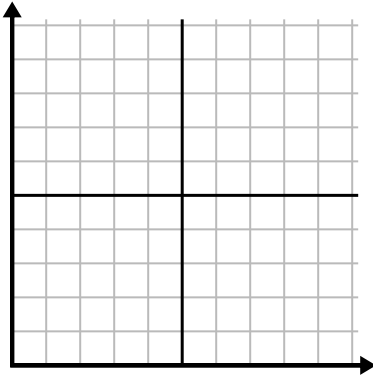




Remplissez la grille à l'aide du graphique.

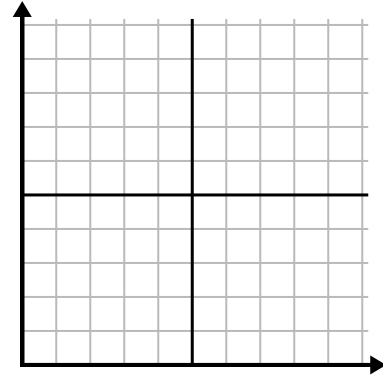
1)

La semaine	1	2	3	4	5	6	7
Heures de télévision regardées	50	25	45	10	15	30	35



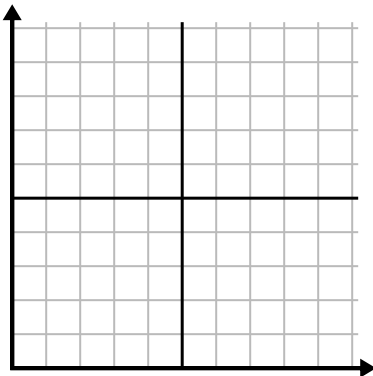
2)

Jour	1	2	3	4	5	6
Textes envoyés	20	5	50	30	10	15



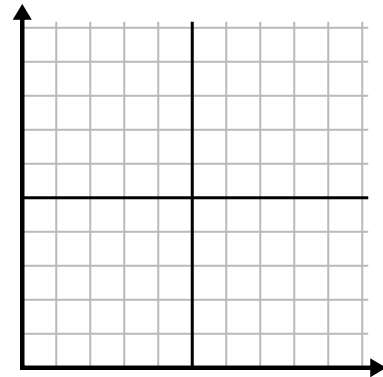
3)

Jour	1	2	3	4	5	6
Vidéos Youtube regardées	300	240	60	210	180	270



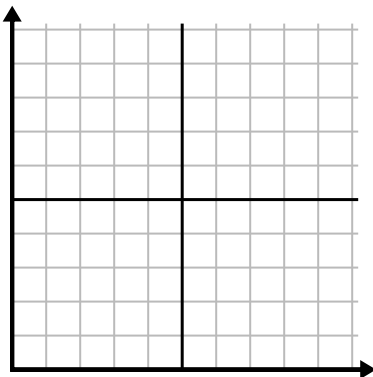
4)

Jour	1	2	3	4	5
Argent dépensé	5	6	7	10	3



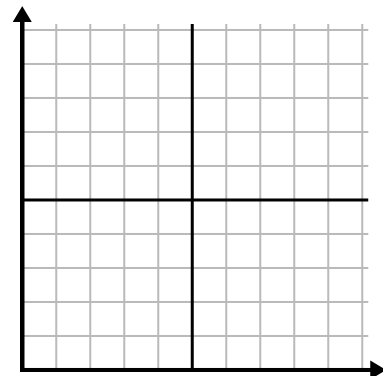
5)

Heure	1	2	3	4	5	6	7
Montant vendu	8	1	6	10	3	7	4



6)

Mois	1	2	3	4	5
Prix ??de la facture d'électricité	125	200	150	25	75

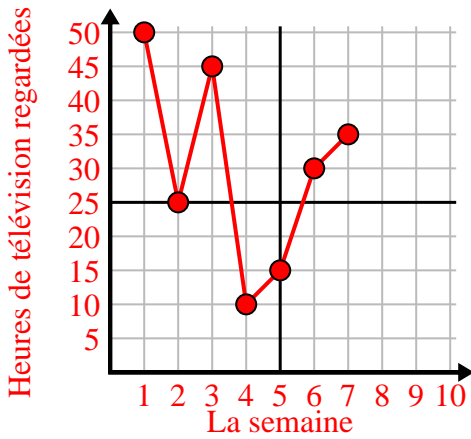




Remplissez la grille à l'aide du graphique.

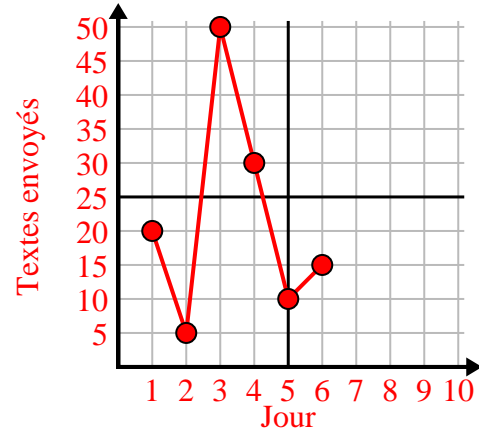
1)

La semaine	1	2	3	4	5	6	7
Heures de télévision regardées	50	25	45	10	15	30	35



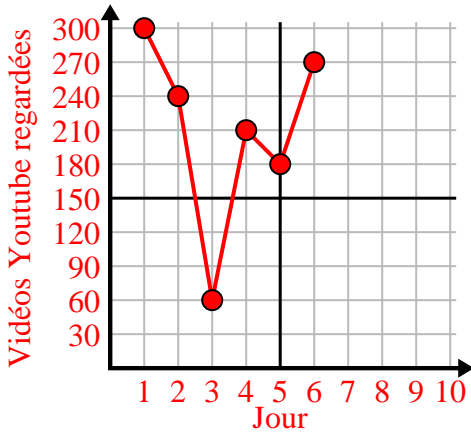
2)

Jour	1	2	3	4	5	6
Textes envoyés	20	5	50	30	10	15



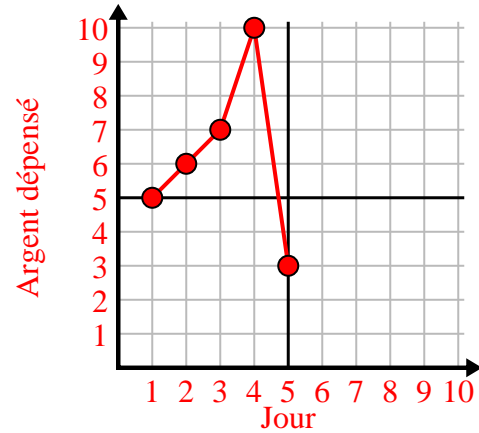
3)

Jour	1	2	3	4	5	6
Vidéos Youtube regardées	300	240	60	210	180	270



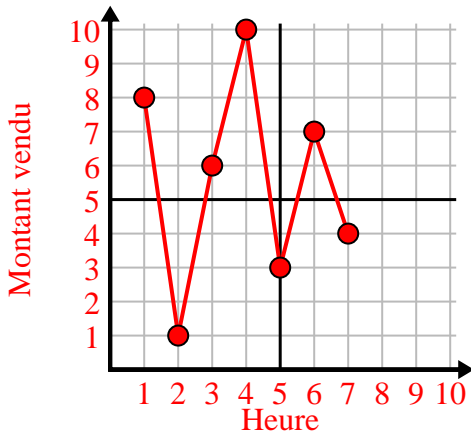
4)

Jour	1	2	3	4	5
Argent dépensé	5	6	7	10	3



5)

Heure	1	2	3	4	5	6	7
Montant vendu	8	1	6	10	3	7	4



6)

Mois	1	2	3	4	5
Prix ?? de la facture d'électricité	125	200	150	25	75

