Mesurer et afficher des données Nom:

Mesurez chaque élément bout à bout puis placez vos résultats dans le tracé linéaire.

Ex)

1)

2) 

3) 

4)

5) 

6) 

7)

8) 

9)

10)

11)

Line Plot							
¼	½	¾	1	1 ¼	1 ½	1 ¾	2

Réponses

Ex. ¼

1. _____
2. _____
3. _____
4. _____
5. _____
6. _____
7. _____
8. _____
9. _____
10. _____
11. _____

1-10	91	82	73	64	55	45	36	27	18	9
11	0									

Mesurer et afficher des données Nom: **Clé**

Mesurez chaque élément bout à bout puis placez vos résultats dans le tracé linéaire.

Ex)

1)

2) 

3) 

4)

5) 

6) 

7)

8) 

9)

10)

11)

Line Plot

	X		X	X			X
X	X	X	X	X	X	X	X
¼	½	¾	1	1 ¼	1 ½	1 ¾	2

Réponses

Ex.	¼
1.	1
2.	1 ½
3.	1 ¼
4.	¾
5.	2
6.	1 ¾
7.	½
8.	2
9.	1
10.	½
11.	1 ¼

1-10	91	82	73	64	55	45	36	27	18	9
11	0									