Mesurer et afficher des données Nom:

Mesurez chaque élément bout à bout puis placez vos résultats dans le tracé linéaire.

Ex)

1) 

2)

3)

4)

5) 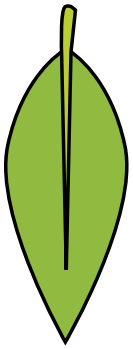

6)

7) 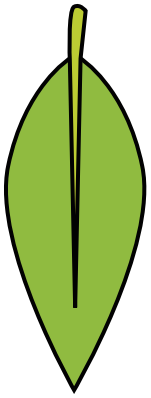

8) 

9)

10) 

11)

Line Plot							
$\frac{1}{4}$	$\frac{1}{2}$	$\frac{3}{4}$	1	$1\frac{1}{4}$	$1\frac{1}{2}$	$1\frac{3}{4}$	2

Réponses

Ex. $\frac{1}{2}$

1. _____
2. _____
3. _____
4. _____
5. _____
6. _____
7. _____
8. _____
9. _____
10. _____
11. _____

1-10	91	82	73	64	55	45	36	27	18	9
11	0									

Mesurer et afficher des données Nom: **Clé**

Mesurez chaque élément bout à bout puis placez vos résultats dans le tracé linéaire.

Ex)

1) 

2)

3)

4)

5) 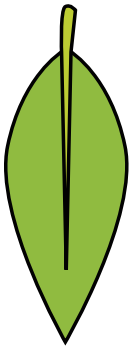

6)

7) 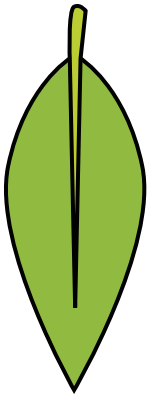

8) 

9)

10) 

11)

Line Plot

X		X				X	X
X	X	X	X	X	X	X	X
$\frac{1}{4}$	$\frac{1}{2}$	$\frac{3}{4}$	1	$1\frac{1}{4}$	$1\frac{1}{2}$	$1\frac{3}{4}$	2

Réponses

Ex. $\frac{1}{2}$

1. $1\frac{1}{2}$
2. $\frac{3}{4}$
3. $1\frac{1}{4}$
4. $\frac{1}{4}$
5. $1\frac{3}{4}$
6. 1
7. 2
8. 2
9. $\frac{1}{4}$
10. $1\frac{3}{4}$
11. $\frac{3}{4}$

1-10	91	82	73	64	55	45	36	27	18	9
11	0									