Mesurer et afficher des données Nom:

Mesurez chaque élément bout à bout puis placez vos résultats dans le tracé linéaire.

Ex) 

1) 

2) 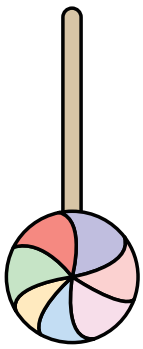

3) 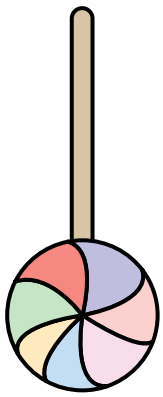

4)

5) 

6) 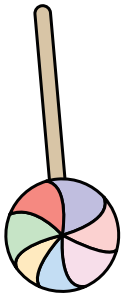

7) 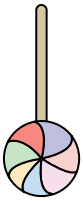

8) 

9) 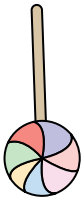

10) 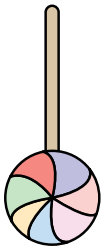

11) 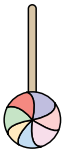

Line Plot

$\frac{1}{4}$	$\frac{1}{2}$	$\frac{3}{4}$	**1**	**1 $\frac{1}{4}$**	**1 $\frac{1}{2}$**	**1 $\frac{3}{4}$**	**2**

Réponses

Ex. $\frac{3}{4}$

1. _____
2. _____
3. _____
4. _____
5. _____
6. _____
7. _____
8. _____
9. _____
10. _____
11. _____

1-10	91	82	73	64	55	45	36	27	18	9
11	0									

Mesurer et afficher des données Nom: **Clé**

Mesurez chaque élément bout à bout puis placez vos résultats dans le tracé linéaire.

Ex) 

1) 

2) 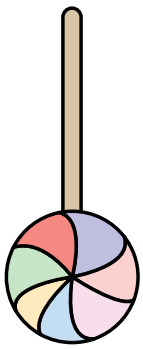

3) 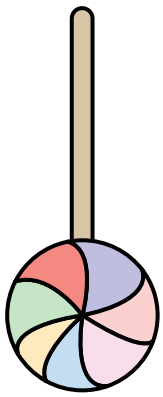

4)

5) 

6) 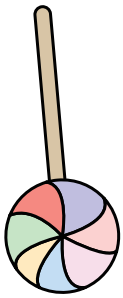

7) 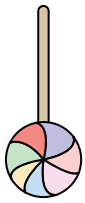

8) 

9) 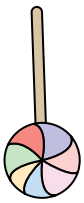

10) 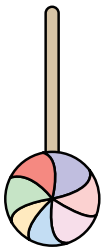

11) 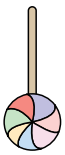

Line Plot

		X	X	X			X
X	X	X	X	X	X	X	X
¼	½	¾	1	1 ¼	1 ½	1 ¾	2

Réponses

Ex.	¾
1.	½
2.	1 ¾
3.	2
4.	¼
5.	1 ¼
6.	1 ½
7.	1
8.	2
9.	1
10.	1 ¼
11.	¾

1-10	91	82	73	64	55	45	36	27	18	9
11	0									