Mesurer et afficher des données Nom:

Mesurez chaque élément bout à bout puis placez vos résultats dans le tracé linéaire.

Ex) 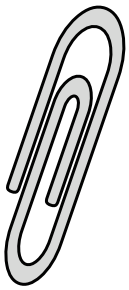

1) 

2) 

3) 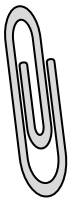

4) 

5)

6)

7) 

8)

9) 

10) 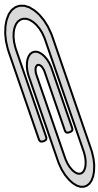

11)

Line Plot							
$\frac{1}{4}$	$\frac{1}{2}$	$\frac{3}{4}$	1	$1\frac{1}{4}$	$1\frac{1}{2}$	$1\frac{3}{4}$	2

Réponses

Ex. $1\frac{1}{2}$

1. _____
2. _____
3. _____
4. _____
5. _____
6. _____
7. _____
8. _____
9. _____
10. _____
11. _____

1-10	91	82	73	64	55	45	36	27	18	9
11	0									

Mesurer et afficher des données Nom: **Clé**

Mesurez chaque élément bout à bout puis placez vos résultats dans le tracé linéaire.

Ex)

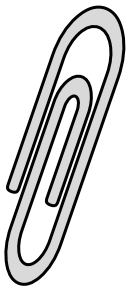

1)



2)



3)

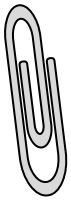

4)



5)

6)

7)



8)

9)



10)

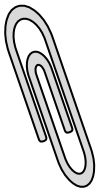

11)

Line Plot

X	X		X		X		
X	X	X	X	X	X	X	X
$\frac{1}{4}$	$\frac{1}{2}$	$\frac{3}{4}$	1	$1\frac{1}{4}$	$1\frac{1}{2}$	$1\frac{3}{4}$	2

Réponses

Ex.	$1\frac{1}{2}$
1.	$1\frac{3}{4}$
2.	2
3.	1
4.	$\frac{3}{4}$
5.	$\frac{1}{2}$
6.	$\frac{1}{4}$
7.	$1\frac{1}{4}$
8.	$\frac{1}{4}$
9.	$1\frac{1}{2}$
10.	1
11.	$\frac{1}{2}$

1-10	91	82	73	64	55	45	36	27	18	9
11	0									