Mesurer et afficher des données Nom:

Mesurez chaque élément bout à bout puis placez vos résultats dans le tracé linéaire.

Ex)

1)



2)



3)

4)

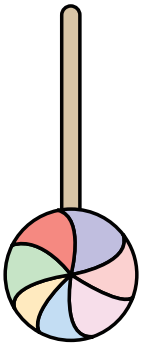

5)



6)

7)



8)



9)

10)

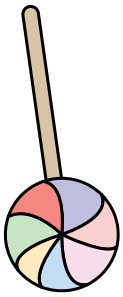

11)



Line Plot							
$\frac{1}{4}$	$\frac{1}{2}$	$\frac{3}{4}$	1	$1\frac{1}{4}$	$1\frac{1}{2}$	$1\frac{3}{4}$	2

Réponses

Ex. 1

1. _____
2. _____
3. _____
4. _____
5. _____
6. _____
7. _____
8. _____
9. _____
10. _____
11. _____

1-10	91	82	73	64	55	45	36	27	18	9
11	0									

Mesurer et afficher des données Nom: **Clé**

Mesurez chaque élément bout à bout puis placez vos résultats dans le tracé linéaire.

Ex)

1)



2)



3)

4)

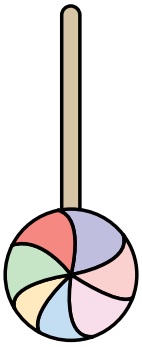

5)



6)

7)



8)



9)

10)

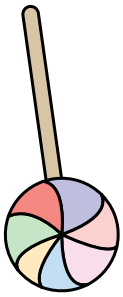

11)



Line Plot

		X	X		X		X
X	X	X	X	X	X	X	X
¼	½	¾	1	1 ¼	1 ½	1 ¾	2

Réponses

Ex.	1
1.	1 ½
2.	2
3.	½
4.	1 ¾
5.	¾
6.	¼
7.	1 ¼
8.	2
9.	1
10.	1 ½
11.	¾

1-10	91	82	73	64	55	45	36	27	18	9
11	0									