Mesurer et afficher des données Nom:

Mesurez chaque élément bout à bout puis placez vos résultats dans le tracé linéaire.

Ex)



1)

2)

3)



4)



5)



6)

7)



8)

9)



10)

11)

Line Plot

$\frac{1}{4}$	$\frac{1}{2}$	$\frac{3}{4}$	**1**	**1 $\frac{1}{4}$**	**1 $\frac{1}{2}$**	**1 $\frac{3}{4}$**	**2**

Réponses

Ex. 2

1. _____
2. _____
3. _____
4. _____
5. _____
6. _____
7. _____
8. _____
9. _____
10. _____
11. _____

1-10	91	82	73	64	55	45	36	27	18	9
11	0									

Mesurer et afficher des données Nom: **Clé**

Mesurez chaque élément bout à bout puis placez vos résultats dans le tracé linéaire.

Ex)



1)

2)

3)



4)



5)



6)

7)



8)

9)



10)

11)

Line Plot

	X		X	X			X
X	X	X	X	X	X	X	X
¼	½	¾	1	1 ¼	1 ½	1 ¾	2

Réponses

Ex.	2
1.	¾
2.	½
3.	1 ¾
4.	1
5.	1 ¼
6.	¼
7.	1 ½
8.	1 ¼
9.	2
10.	1
11.	½

1-10	91	82	73	64	55	45	36	27	18	9
11	0									

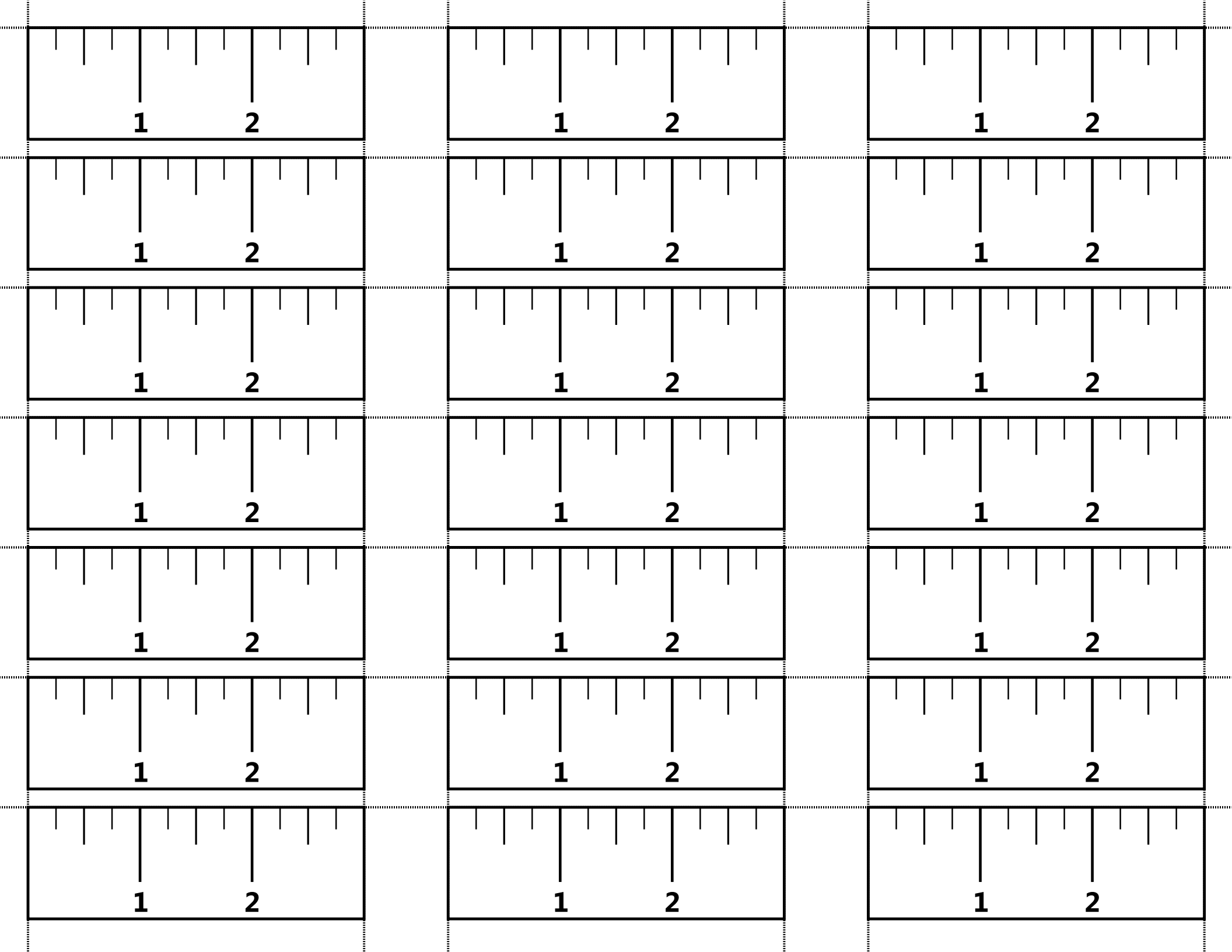
1
2