Identifier les fonctions linéaires (graphiques)

Nom:

Déterminez si le graphique illustré représente une fonction linéaire (oui) ou non (non).

1)

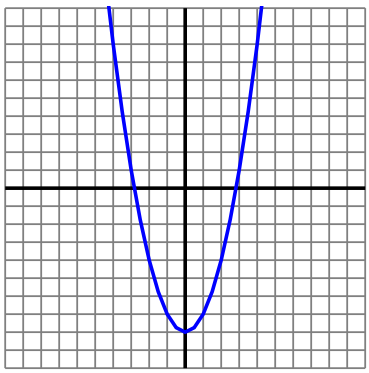

$Y=X^2-8$

2)

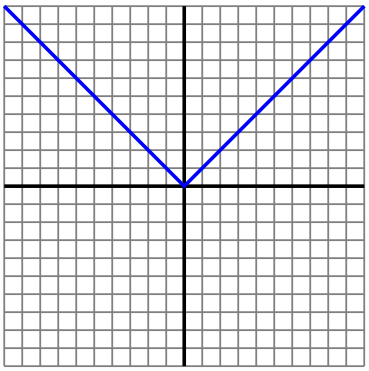

$Y=\sqrt{X^2}$

3)

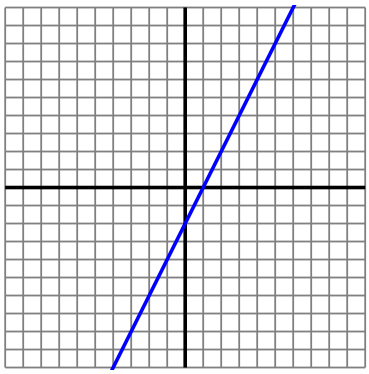

$Y=3\times X-(X+2)$

4)

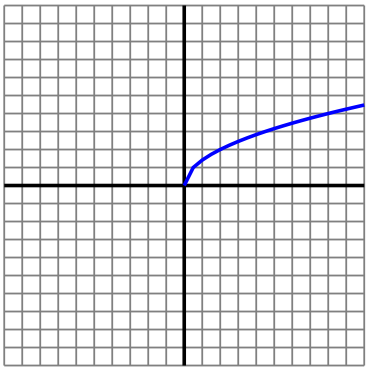

$Y=\sqrt{X\times 2}$

5)

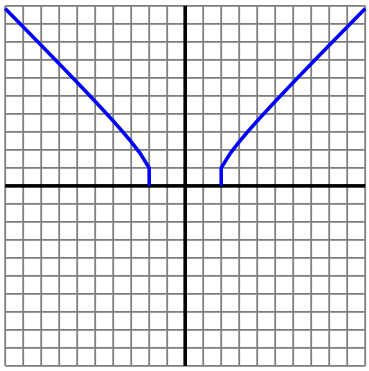

$Y=\sqrt{X^2-3}$

6)

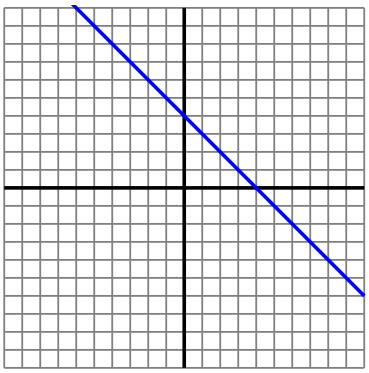

$Y=-X+4$

7)

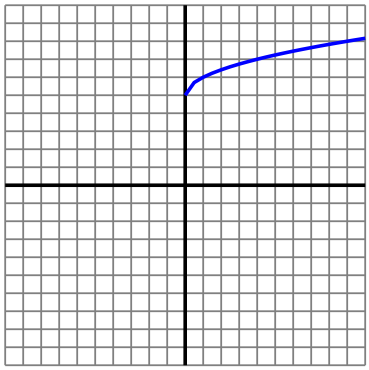

$Y=\sqrt{X}+5$

8)

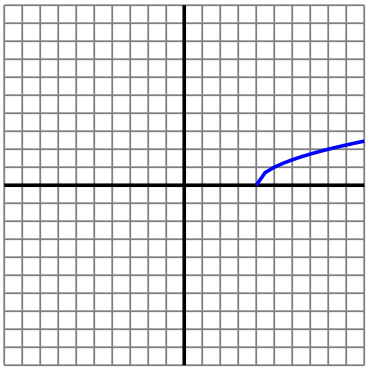

$Y=\sqrt{X-4}$

Réponses

1. _____
2. _____
3. _____
4. _____
5. _____
6. _____
7. _____
8. _____

1-8	88	75	63	50	38	25	13	0

Identifier les fonctions linéaires (graphiques) Nom: **Clé**

Déterminez si le graphique illustré représente une fonction linéaire (oui) ou non (non).

1)

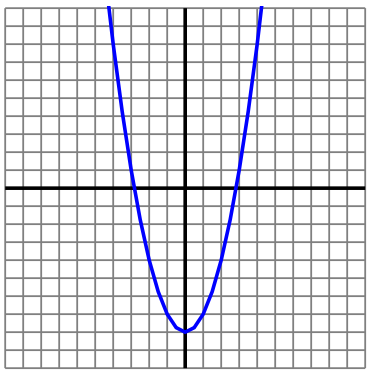

$Y=X^2-8$

2)

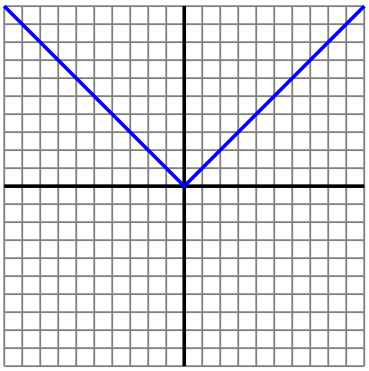

$Y=\sqrt{X^2}$

3)

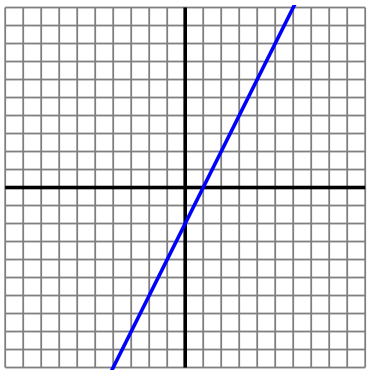

$Y=3\times X-(X+2)$

4)

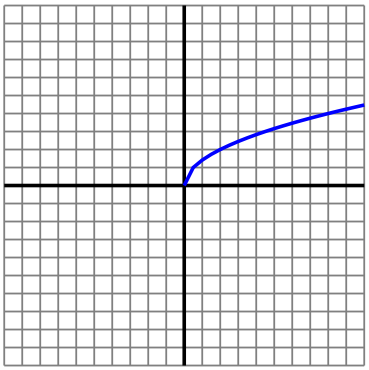

$Y=\sqrt{X\times 2}$

5)

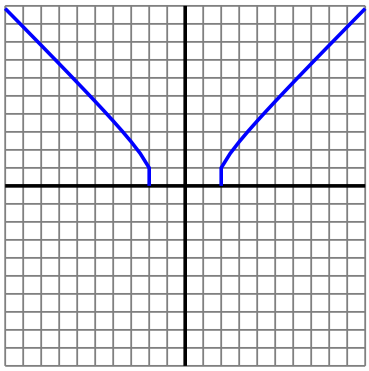

$Y=\sqrt{X^2-3}$

6)

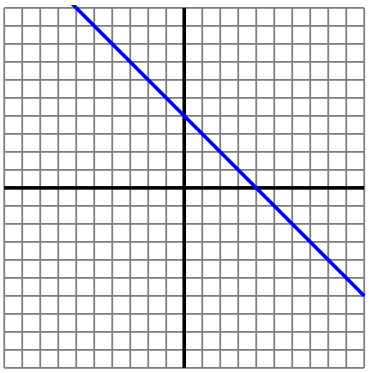

$Y=-X+4$

7)

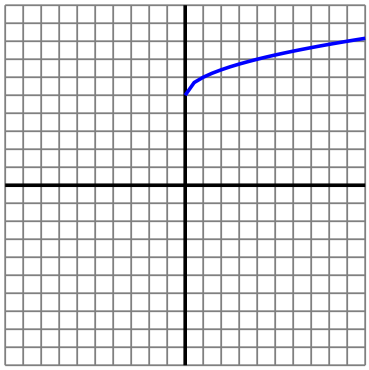

$Y=\sqrt{X}+5$

8)

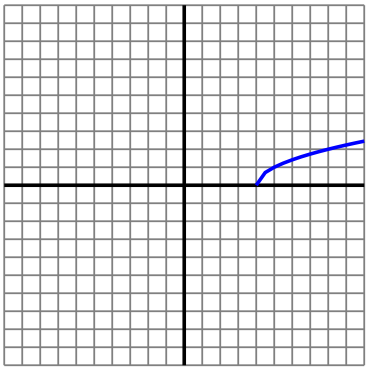

$Y=\sqrt{X-4}$

Réponses

1. non
2. non
3. oui
4. non
5. non
6. oui
7. non
8. non

1-8	88	75	63	50	38	25	13	0