




Dessinez l'aiguille des heures et des minutes sur l'horloge pour qu'elle représente l'heure indiquée.

1) 11:30




2) 7:45



3) 8:00



4) 10:15



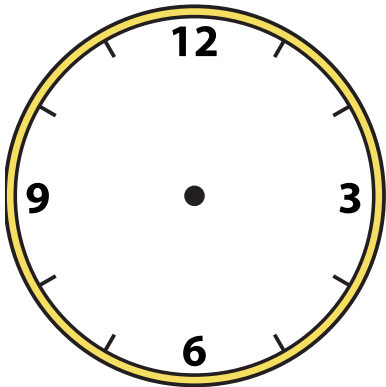
5) 8:45



6) 2:00



7) 12:30



8) 12:15



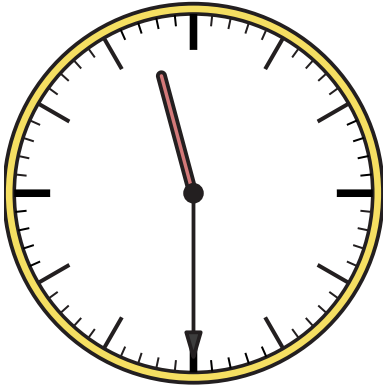
9) 12:00





Dessinez l'aiguille des heures et des minutes sur l'horloge pour qu'elle représente l'heure indiquée.


1) 11:30



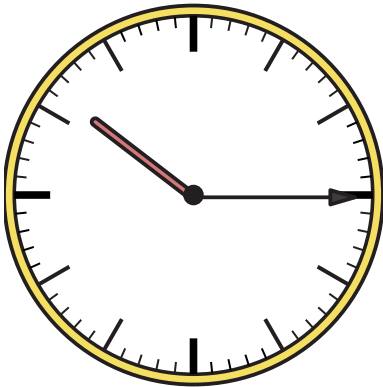
2) 7:45




3) 8:00




4) 10:15




5) 8:45




6) 2:00



7) 12:30



8) 12:15



9) 12:00

