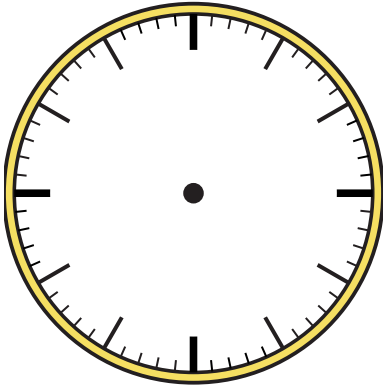




Dessinez l'aiguille des heures et des minutes sur l'horloge pour qu'elle représente l'heure indiquée.

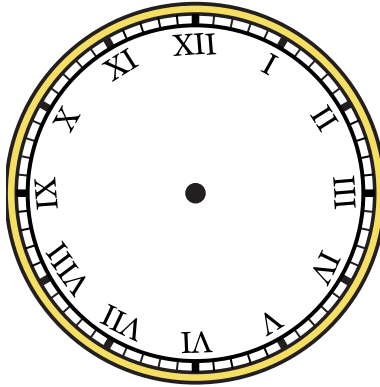
1)

6:45



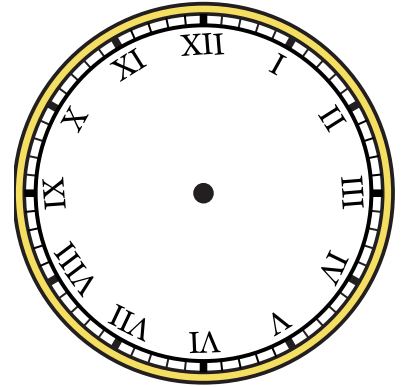
2)

11:30



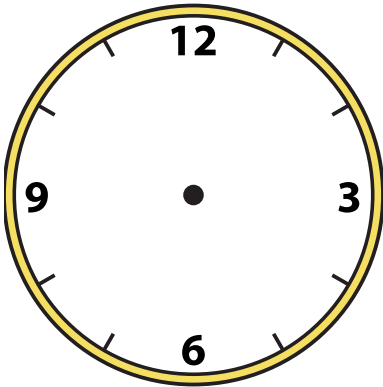
3)

12:00




4)

9:45



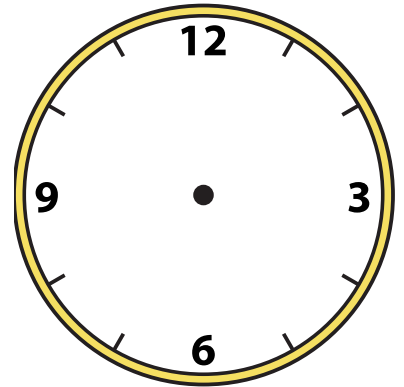
5)

12:00



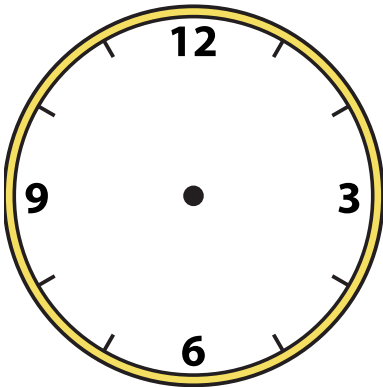
6)

1:45



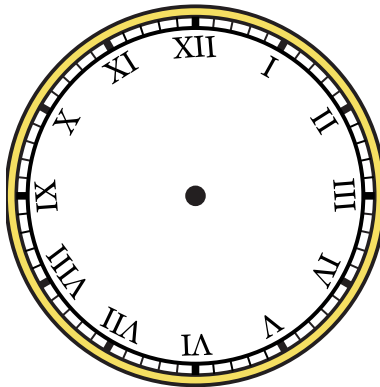
7)

10:15




8)

3:15



9)

11:15






Dessinez l'aiguille des heures et des minutes sur l'horloge pour qu'elle représente l'heure indiquée.


1) 6:45



2) 11:30



3) 12:00




4) 9:45




5) 12:00




6) 1:45



7) 10:15



8) 3:15



9) 11:15

