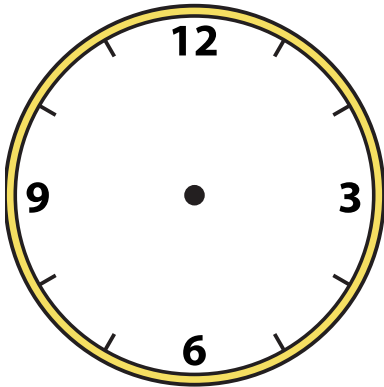


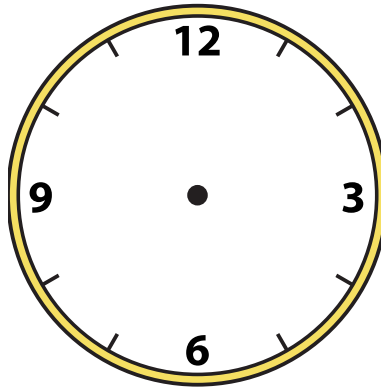


Dessinez l'aiguille des heures et des minutes sur l'horloge pour qu'elle représente l'heure indiquée.

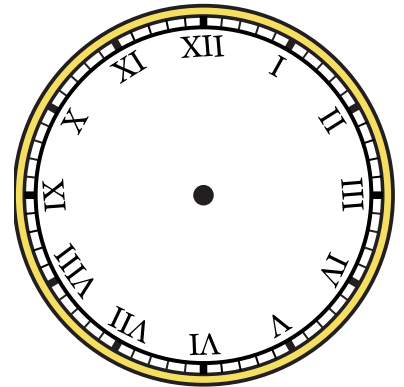
1) 12:00



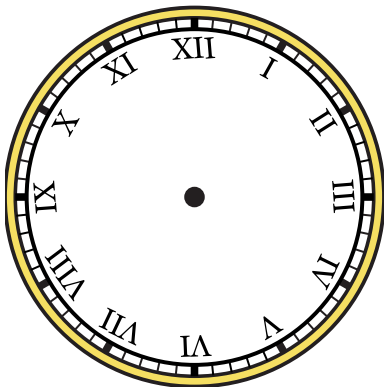
2) 6:15




3) 7:45



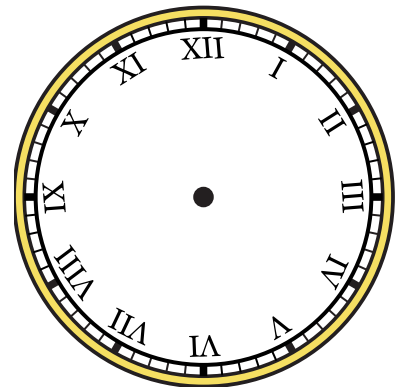
4) 8:30



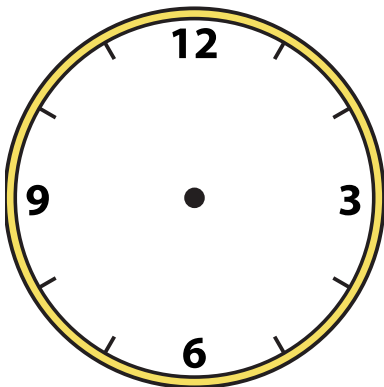
5) 2:00




6) 2:45




7) 12:15



8) 2:30




9) 9:45






Dessinez l'aiguille des heures et des minutes sur l'horloge pour qu'elle représente l'heure indiquée.


1) 12:00




2) 6:15




3) 7:45




4) 8:30




5) 2:00



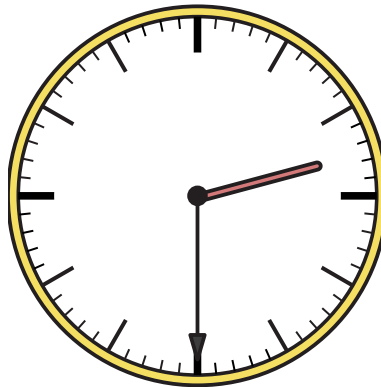
6) 2:45



7) 12:15



8) 2:30



9) 9:45

