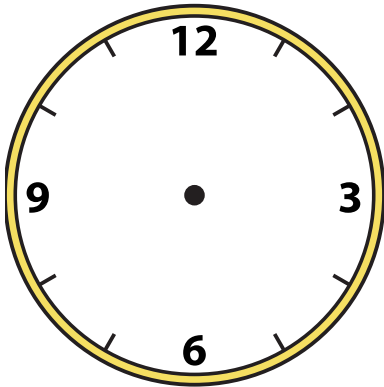


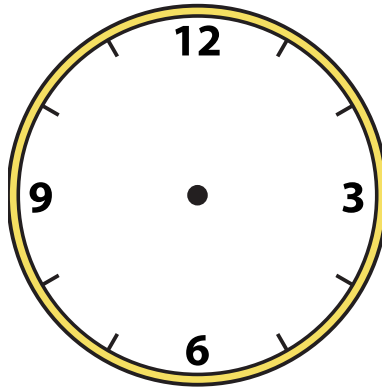


Dessinez l'aiguille des heures et des minutes sur l'horloge pour qu'elle représente l'heure indiquée.

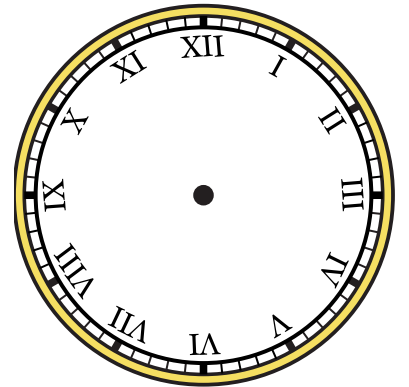
1) 3:00



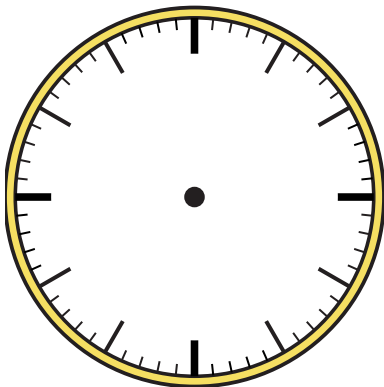
2) 10:00




3) 5:30



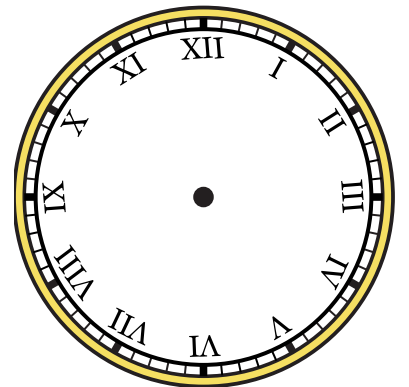
4) 7:00



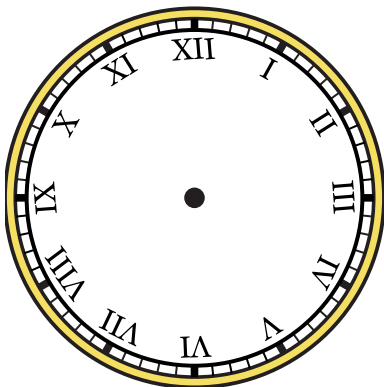
5) 10:30




6) 2:15



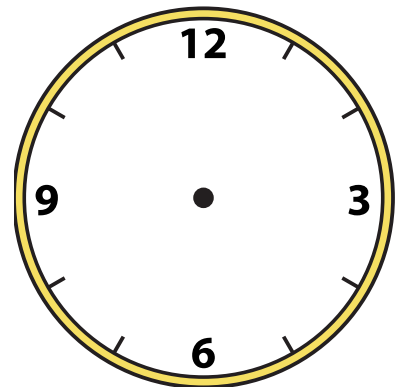
7) 7:45



8) 9:30




9) 1:15






Dessinez l'aiguille des heures et des minutes sur l'horloge pour qu'elle représente l'heure indiquée.


1) 3:00



2) 10:00



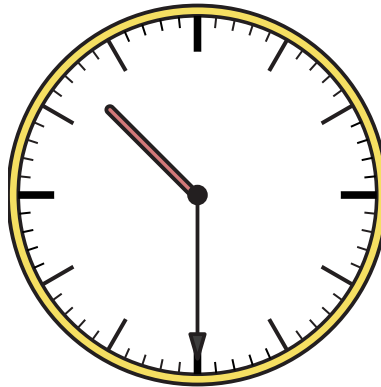
3) 5:30




4) 7:00




5) 10:30



6) 2:15



7) 7:45



8) 9:30



9) 1:15

