Dessinez l'aiguille des heures et des minutes sur l'horloge pour qu'elle représente l'heure indiquée.

1) 3:30



2) 3:15

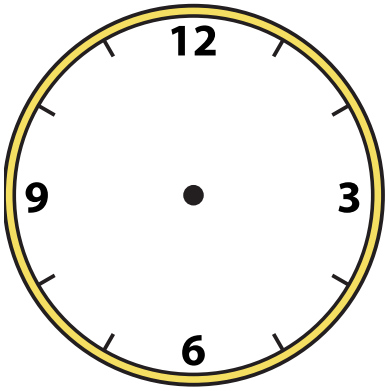

3) 4:30

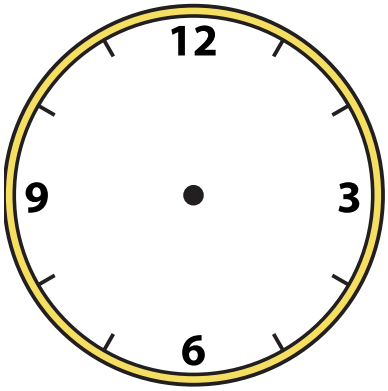

4) 8:00

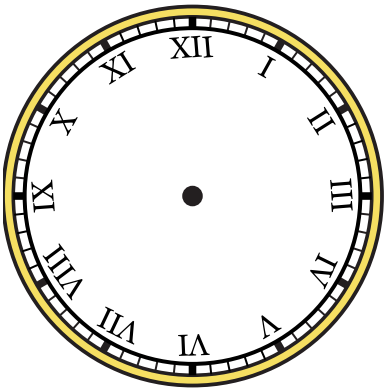

5) 1:00

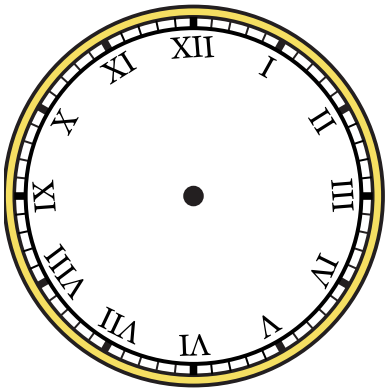

6) 9:15



7) 7:15

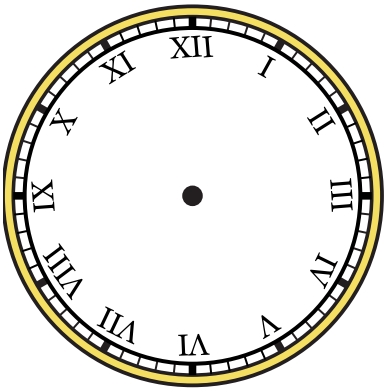

8) 1:30

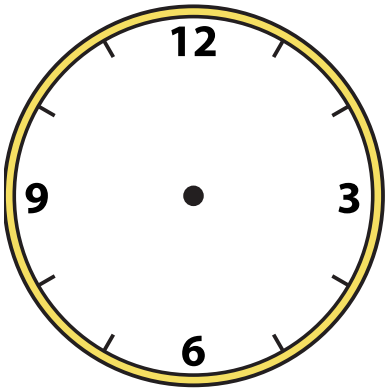

9) 5:00



1-9	89	78	67	56	44	33	22	11	0

Création d'horloges Nom: **Clé**

Dessinez l'aiguille des heures et des minutes sur l'horloge pour qu'elle représente l'heure indiquée.

1) 3:30

2) 3:15



3) 4:30



4) 8:00



5) 1:00



6) 9:15

7) 7:15

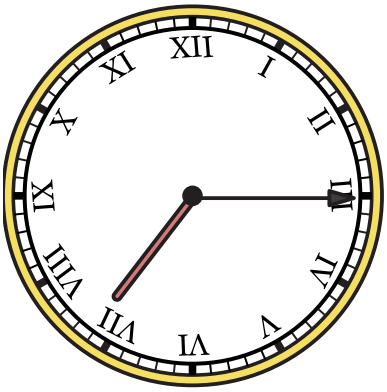

8) 1:30



9) 5:00

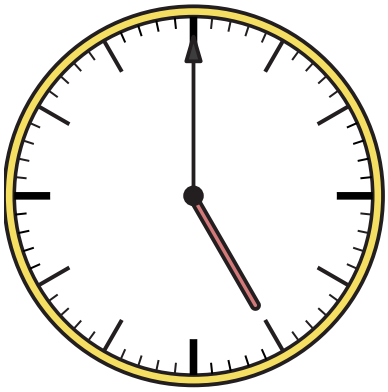

1-9	89	78	67	56	44	33	22	11	0