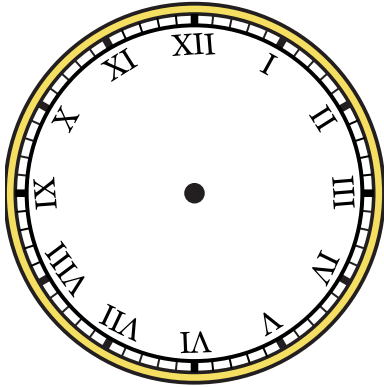





Dessinez l'aiguille des heures et des minutes sur l'horloge pour qu'elle représente l'heure indiquée.

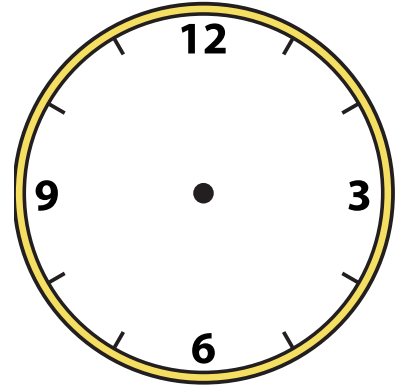
1) 7:45



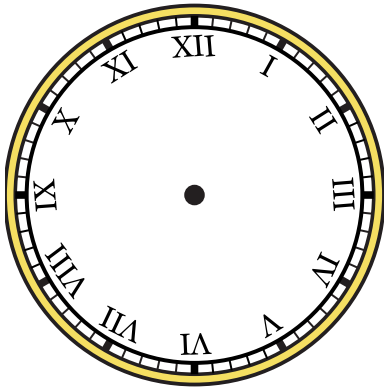
2) 9:15




3) 7:30



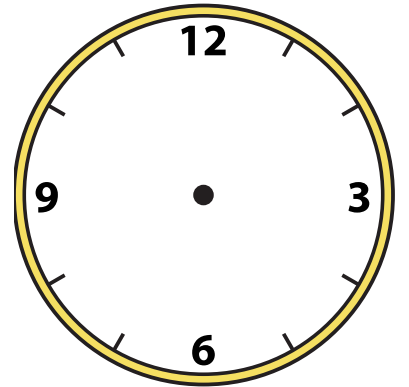
4) 10:30



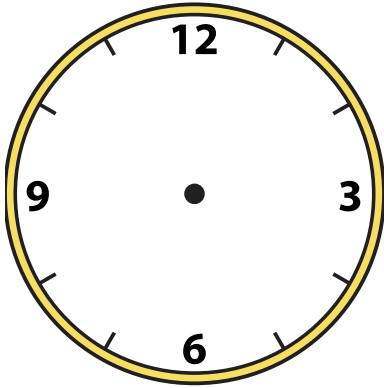
5) 12:30




6) 10:00



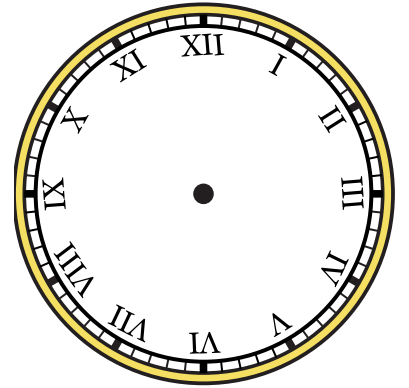
7) 11:00



8) 12:45




9) 1:45






Dessinez l'aiguille des heures et des minutes sur l'horloge pour qu'elle représente l'heure indiquée.


1) 7:45




2) 9:15



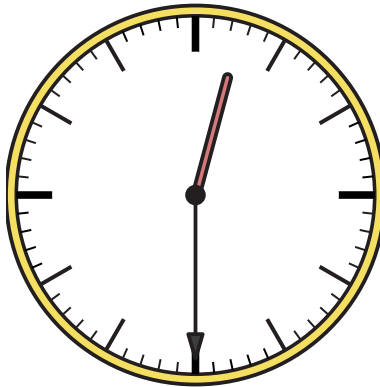
3) 7:30




4) 10:30




5) 12:30



6) 10:00



7) 11:00



8) 12:45



9) 1:45

