




Dessinez l'aiguille des heures et des minutes sur l'horloge pour qu'elle représente l'heure indiquée.


1)

11:55



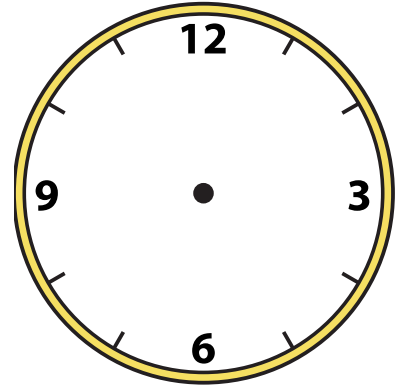
2)

7:15




3)

8:15



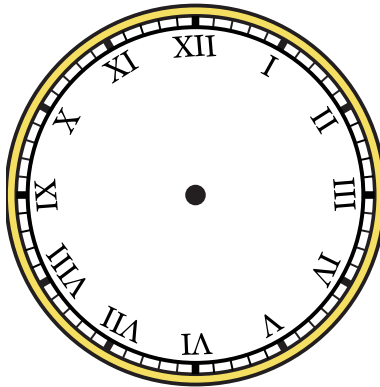
4)

10:15



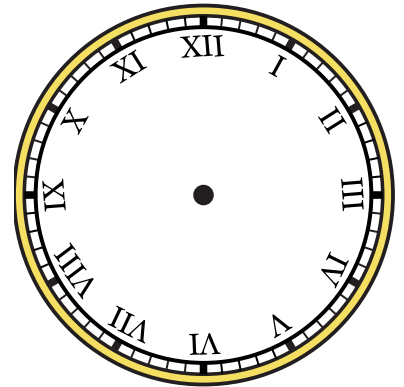
5)

8:25



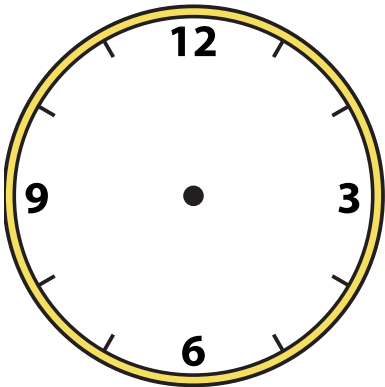
6)

2:05



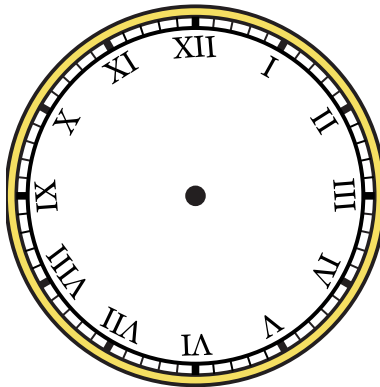
7)

12:40



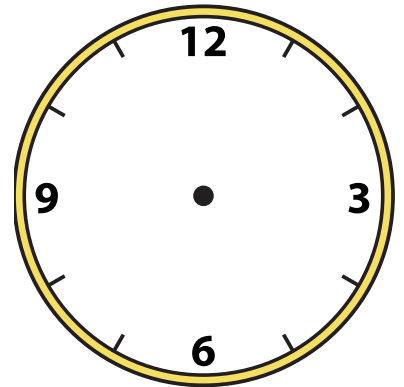
8)

4:15



9)

12:50






Dessinez l'aiguille des heures et des minutes sur l'horloge pour qu'elle représente l'heure indiquée.

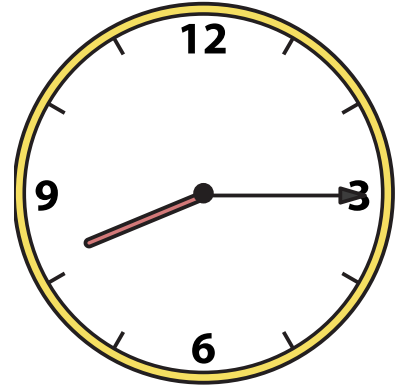
1) 11:55



2) 7:15




3) 8:15




4) 10:15




5) 8:25




6) 2:05



7) 12:40



8) 4:15



9) 12:50

