Création d'horloges Nom:

Dessinez l'aiguille des heures et des minutes sur l'horloge pour qu'elle représente l'heure indiquée.

1) 3:30

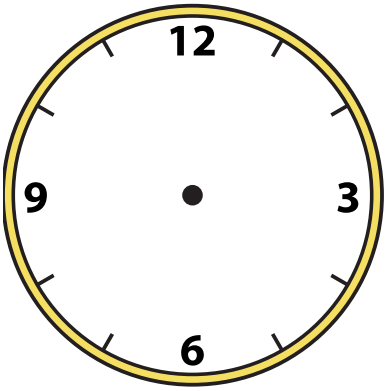

2) 5:45

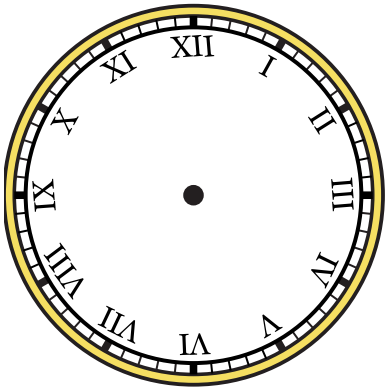

3) 3:25

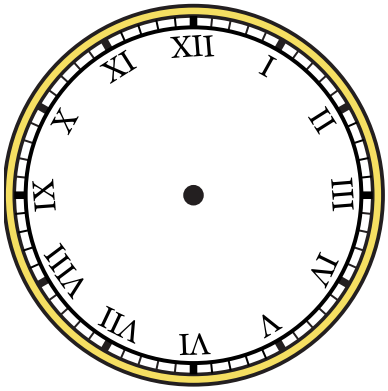

4) 7:10



5) 12:40

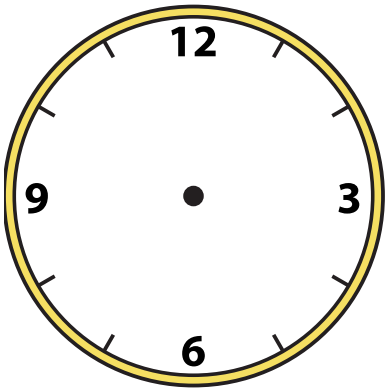

6) 4:35

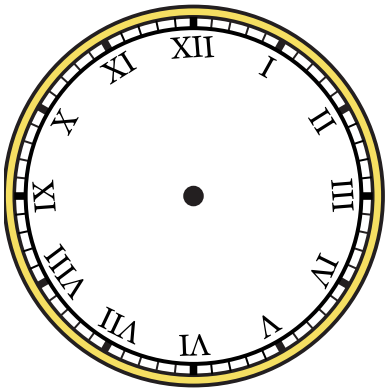

7) 5:20



8) 12:50



9) 6:55

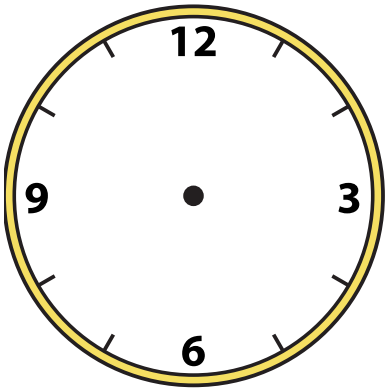

1-9	89	78	67	56	44	33	22	11	0

Création d'horloges Nom: **Clé**

Dessinez l'aiguille des heures et des minutes sur l'horloge pour qu'elle représente l'heure indiquée.

1) 3:30



2) 5:45

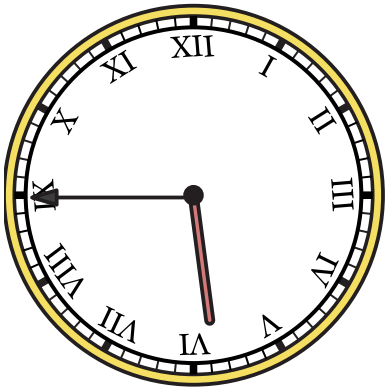

3) 3:25



4) 7:10

5) 12:40



6) 4:35



7) 5:20

8) 12:50

9) 6:55



Création d'horloges Nom:

Dessinez l'aiguille des heures et des minutes sur l'horloge pour qu'elle représente l'heure indiquée.

1) 10:20

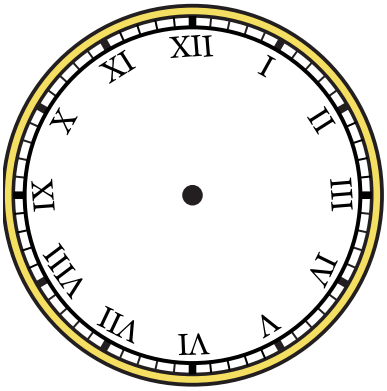

2) 1:45

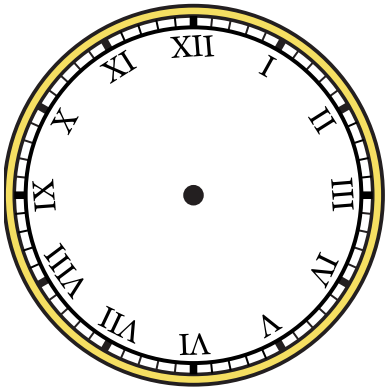

3) 6:35

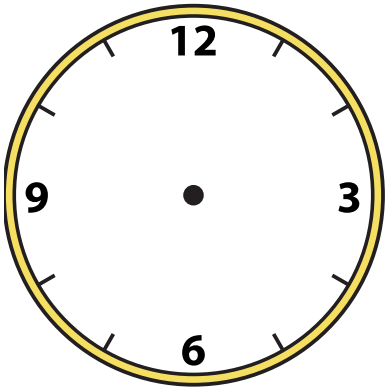

4) 5:25



5) 7:45



6) 10:10

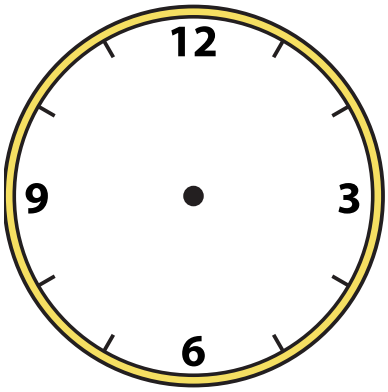

7) 10:25



8) 12:50

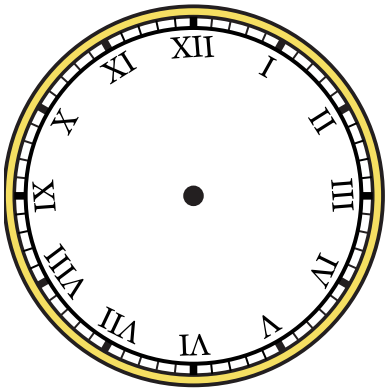

9) 9:10

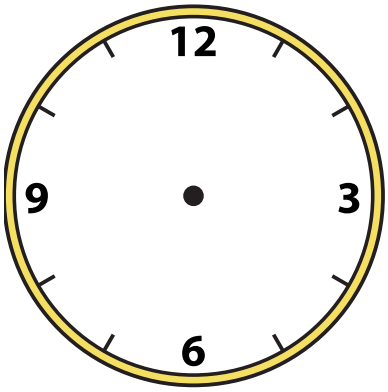

1-9	89	78	67	56	44	33	22	11	0

Création d'horloges Nom: **Clé**

Dessinez l'aiguille des heures et des minutes sur l'horloge pour qu'elle représente l'heure indiquée.

1) 10:20



2) 1:45



3) 6:35



4) 5:25

5) 7:45

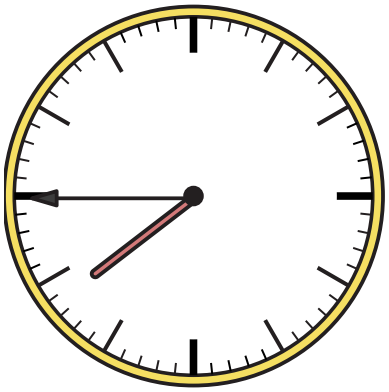

6) 10:10



7) 10:25



8) 12:50



9) 9:10



1-9	89	78	67	56	44	33	22	11	0

Dessinez l'aiguille des heures et des minutes sur l'horloge pour qu'elle représente l'heure indiquée.

1) 2:55

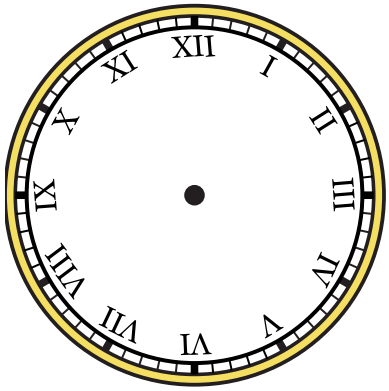

2) 2:20

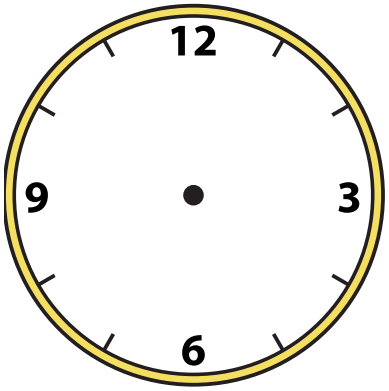

3) 8:00



4) 4:25

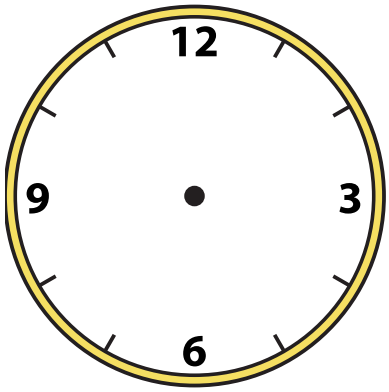

5) 10:50



6) 11:20

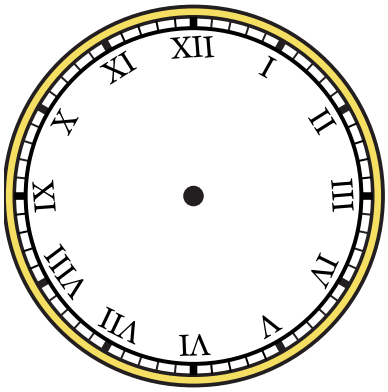

7) 4:20

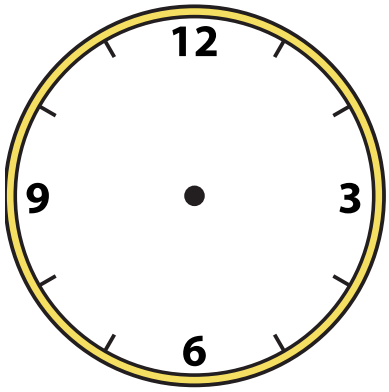

8) 5:40



9) 12:25

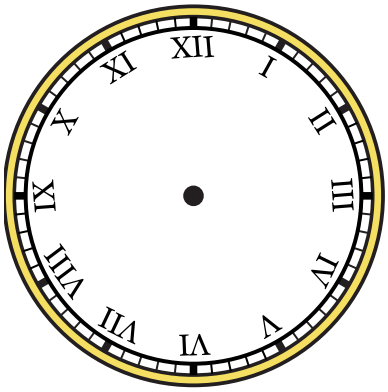

1-9	89	78	67	56	44	33	22	11	0

Dessinez l'aiguille des heures et des minutes sur l'horloge pour qu'elle représente l'heure indiquée.

1) 2:55



2) 2:20



3) 8:00

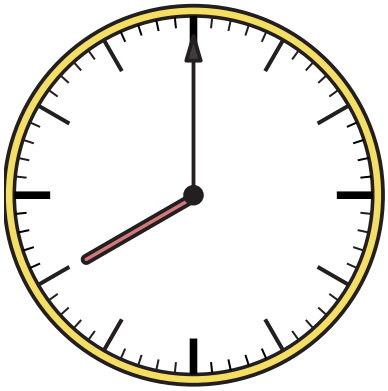

4) 4:25



5) 10:50

6) 11:20



7) 4:20



8) 5:40

9) 12:25



1-9	89	78	67	56	44	33	22	11	0

Dessinez l'aiguille des heures et des minutes sur l'horloge pour qu'elle représente l'heure indiquée.

1) 1:35

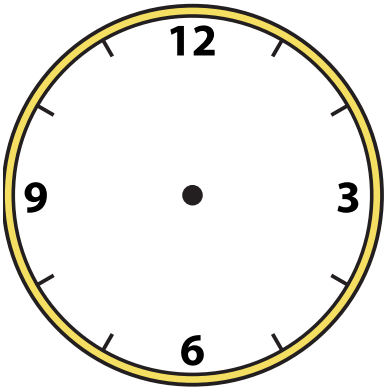

2) 8:20



3) 1:10

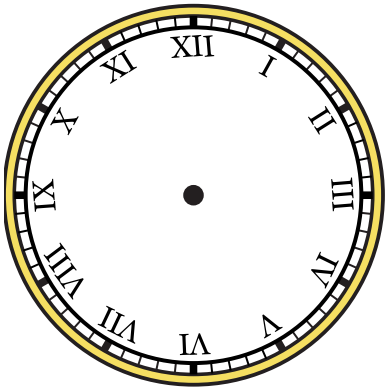

4) 12:40

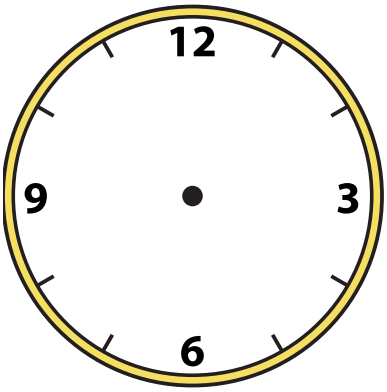

5) 4:15

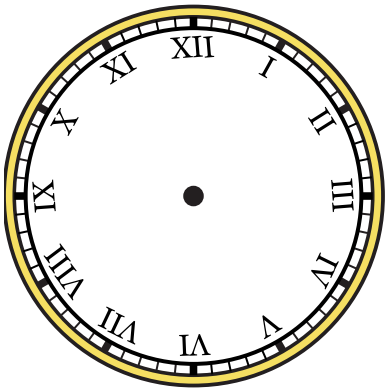

6) 10:15



7) 6:55

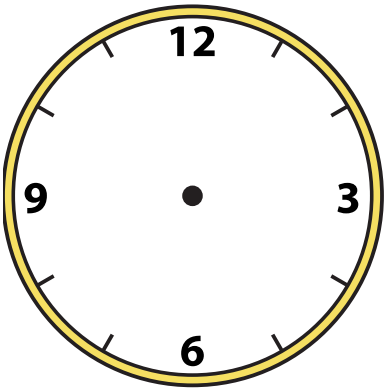

8) 2:55

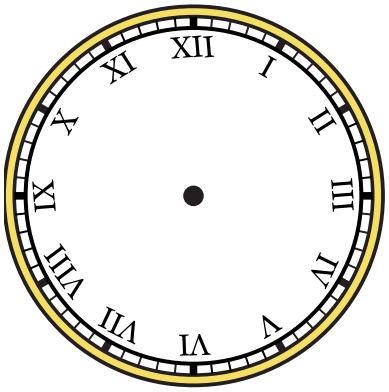

9) 4:25



1-9	89	78	67	56	44	33	22	11	0

Création d'horloges Nom: **Clé**

Dessinez l'aiguille des heures et des minutes sur l'horloge pour qu'elle représente l'heure indiquée.

1) 1:35



2) 8:20



3) 1:10



4) 12:40



5) 4:15



6) 10:15

7) 6:55



8) 2:55



9) 4:25

1-9	89	78	67	56	44	33	22	11	0

Création d'horloges Nom:

Dessinez l'aiguille des heures et des minutes sur l'horloge pour qu'elle représente l'heure indiquée.

1) 6:05



2) 11:40

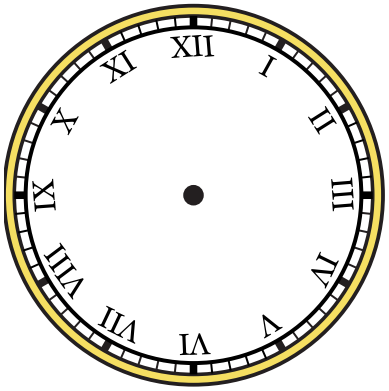

3) 12:25

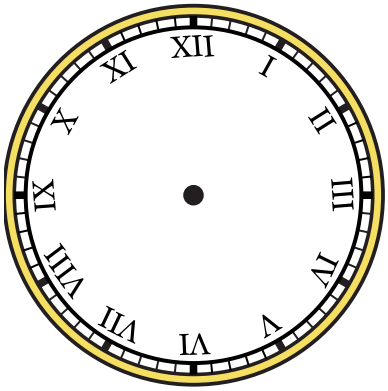

4) 9:15

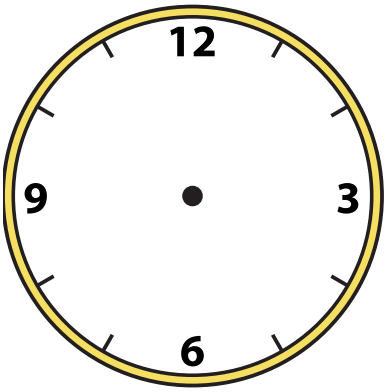

5) 12:00



6) 6:50

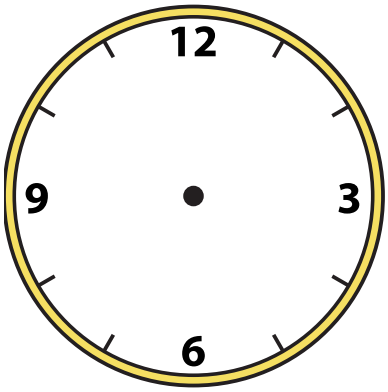

7) 10:30

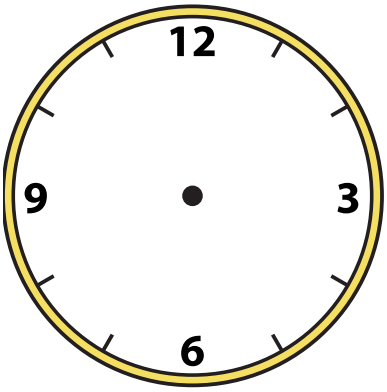

8) 3:05

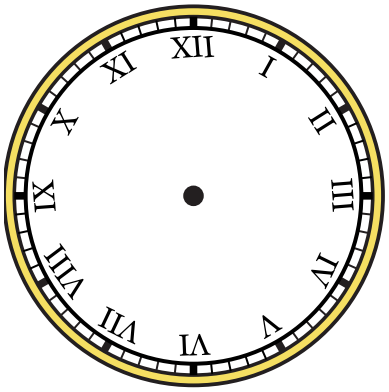

9) 11:15



1-9	89	78	67	56	44	33	22	11	0

Création d'horloges Nom: **Clé**

Dessinez l'aiguille des heures et des minutes sur l'horloge pour qu'elle représente l'heure indiquée.

1) 6:05



2) 11:40

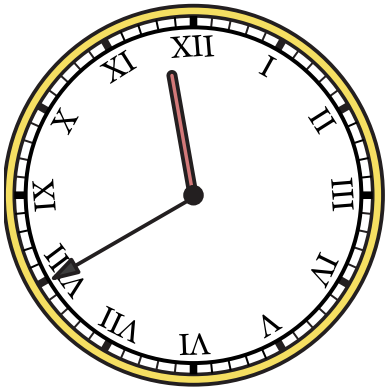

3) 12:25



4) 9:15



5) 12:00

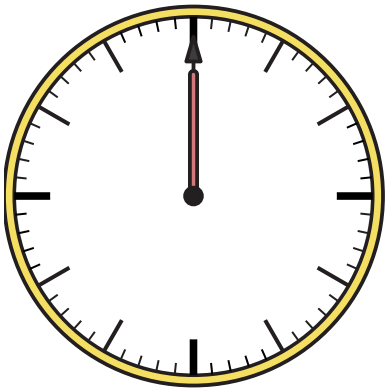

6) 6:50

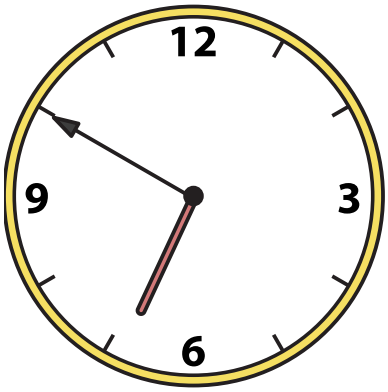

7) 10:30



8) 3:05

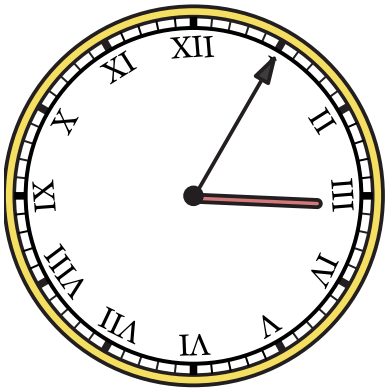

9) 11:15

1-9	89	78	67	56	44	33	22	11	0

Dessinez l'aiguille des heures et des minutes sur l'horloge pour qu'elle représente l'heure indiquée.

1) 12:20

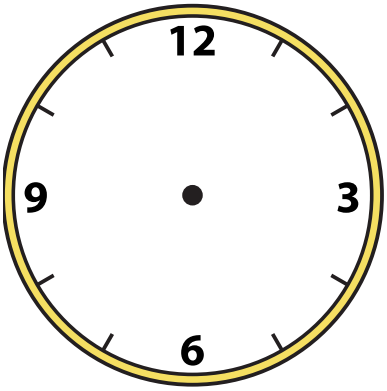

2) 6:40

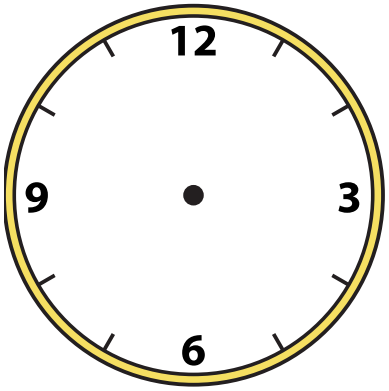

3) 7:15

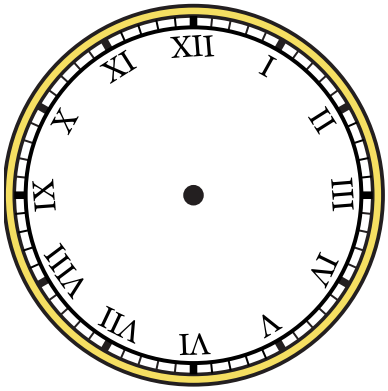

4) 8:50

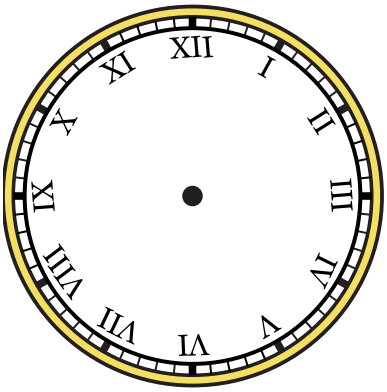

5) 2:05



6) 2:00

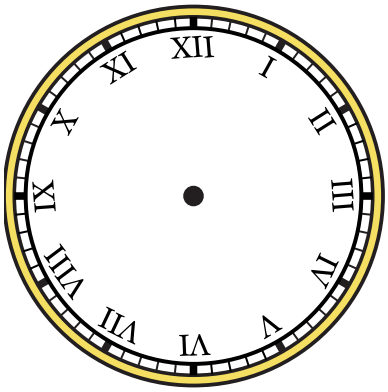

7) 12:25

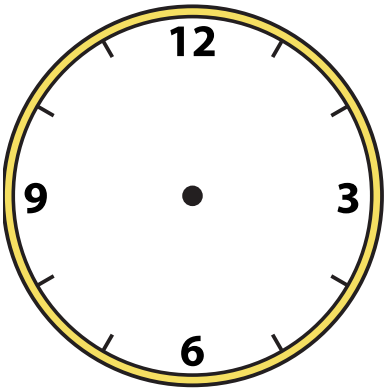

8) 2:35



9) 9:30



1-9	89	78	67	56	44	33	22	11	0

Dessinez l'aiguille des heures et des minutes sur l'horloge pour qu'elle représente l'heure indiquée.

1) 12:20



2) 6:40



3) 7:15

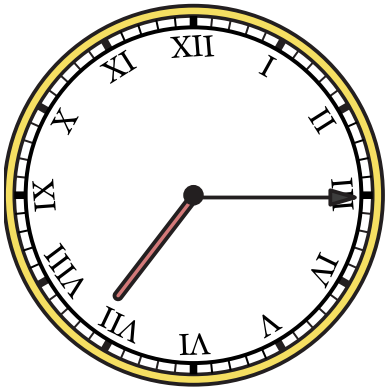

4) 8:50



5) 2:05

6) 2:00



7) 12:25



8) 2:35

9) 9:30

1-9	89	78	67	56	44	33	22	11	0

Dessinez l'aiguille des heures et des minutes sur l'horloge pour qu'elle représente l'heure indiquée.

1) 3:00

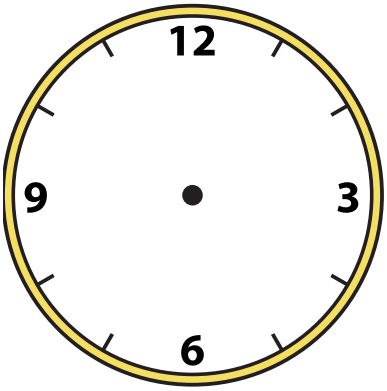

2) 10:20

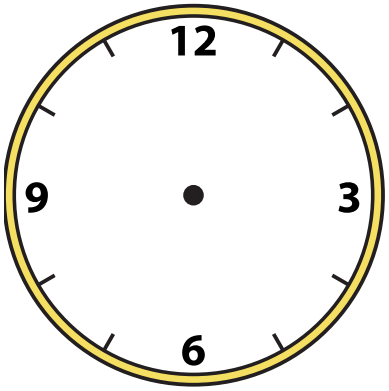

3) 5:55

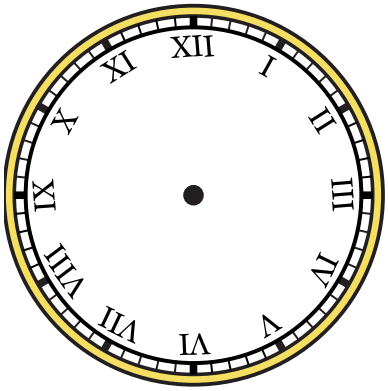

4) 7:50



5) 10:10



6) 2:25

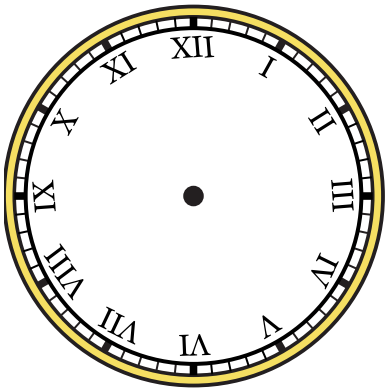

7) 7:00

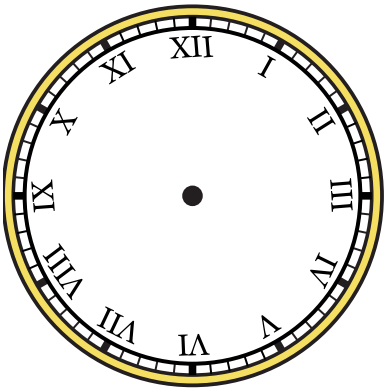

8) 9:25



9) 1:10

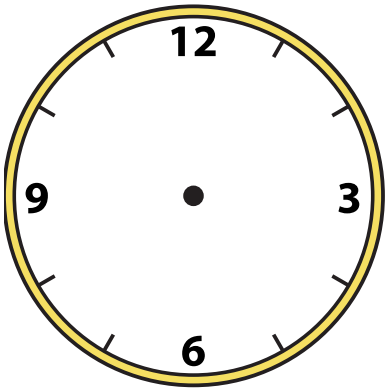

1-9	89	78	67	56	44	33	22	11	0

Création d'horloges Nom: **Clé**

Dessinez l'aiguille des heures et des minutes sur l'horloge pour qu'elle représente l'heure indiquée.

1) 3:00



2) 10:20



3) 5:55

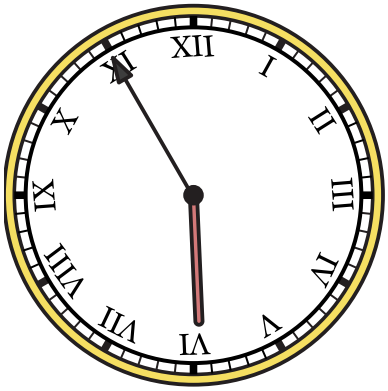

4) 7:50

5) 10:10



6) 2:25



7) 7:00

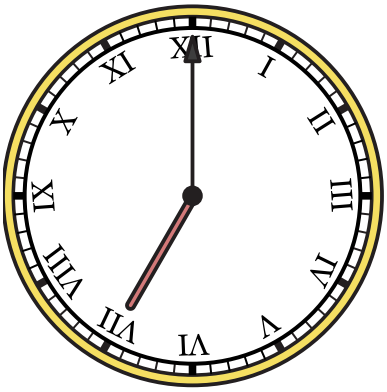

8) 9:25

9) 1:10



Dessinez l'aiguille des heures et des minutes sur l'horloge pour qu'elle représente l'heure indiquée.

1) 12:10

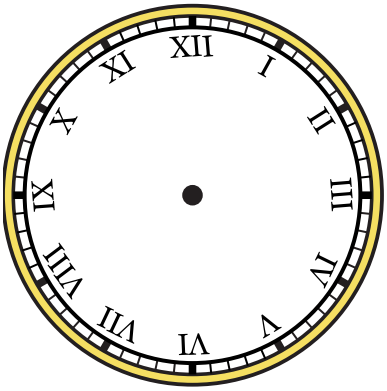

2) 9:35

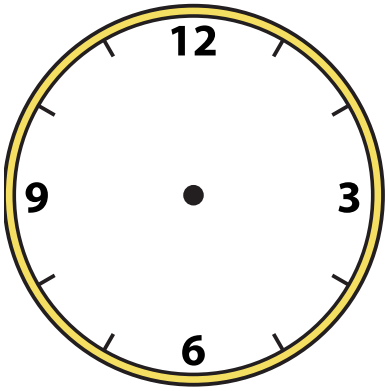

3) 8:50

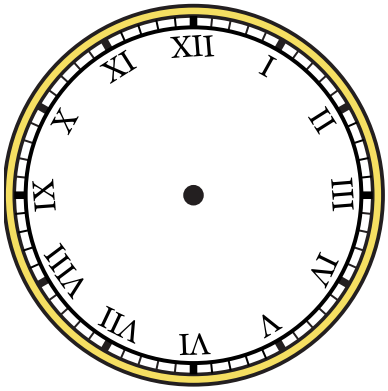

4) 2:50



5) 10:55



6) 4:40

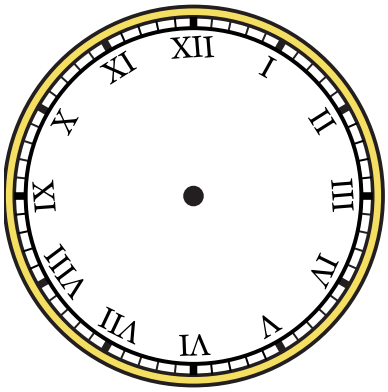

7) 5:50

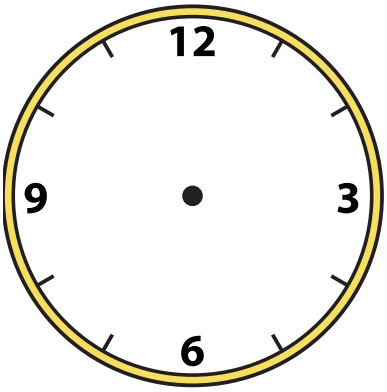

8) 11:35



9) 9:45

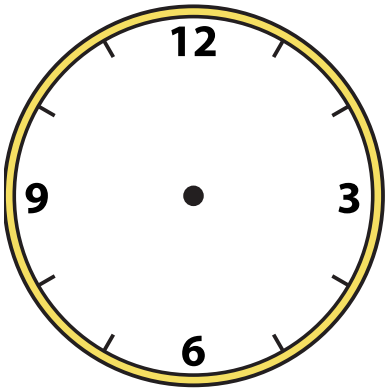

1-9	89	78	67	56	44	33	22	11	0

Création d'horloges Nom: **Clé**

Dessinez l'aiguille des heures et des minutes sur l'horloge pour qu'elle représente l'heure indiquée.

1) 12:10



2) 9:35

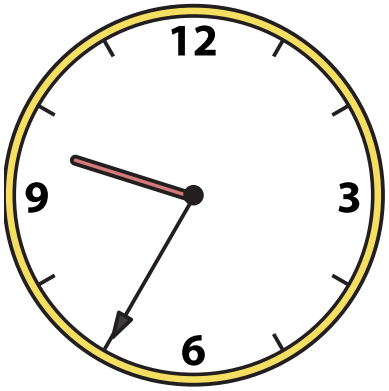

3) 8:50



4) 2:50

5) 10:55

6) 4:40

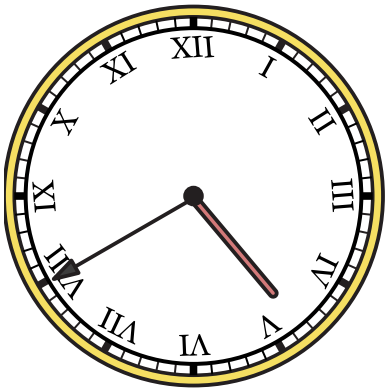

7) 5:50



8) 11:35

9) 9:45

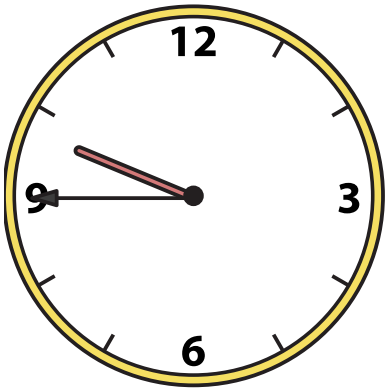

1-9	89	78	67	56	44	33	22	11	0

Création d'horloges Nom:

Dessinez l'aiguille des heures et des minutes sur l'horloge pour qu'elle représente l'heure indiquée.

1) 3:45



2) 3:10

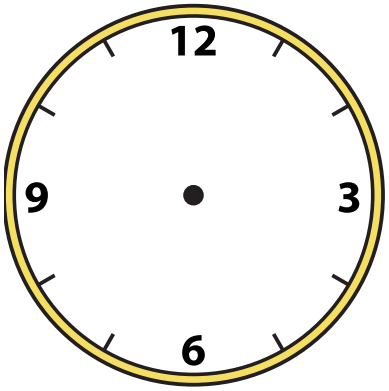

3) 4:40

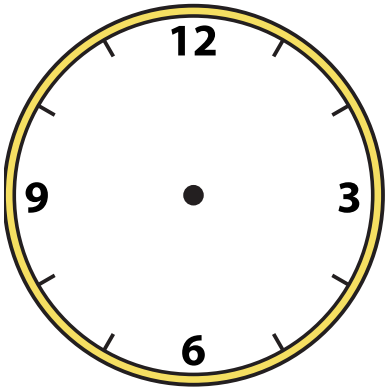

4) 8:30

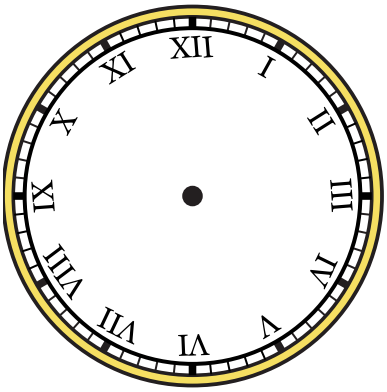

5) 1:45

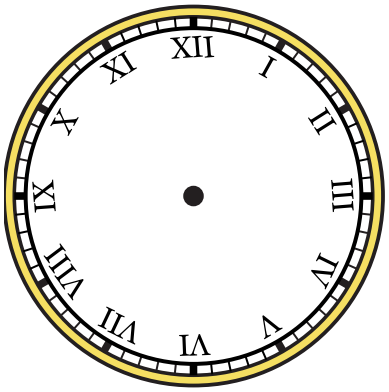

6) 9:20



7) 7:20

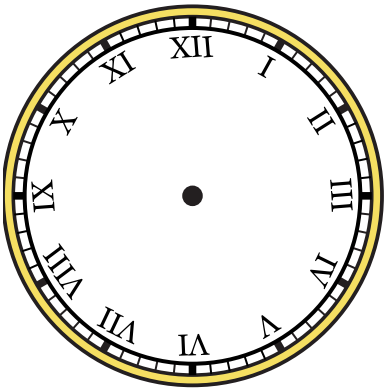

8) 4:55

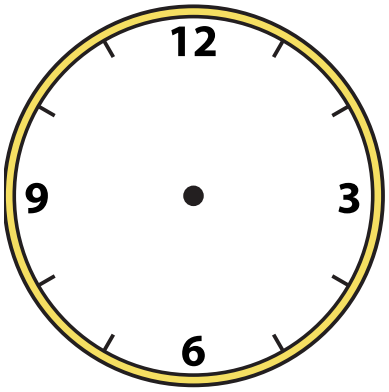

9) 5:10



1-9	89	78	67	56	44	33	22	11	0

Création d'horloges Nom: **Clé**

Dessinez l'aiguille des heures et des minutes sur l'horloge pour qu'elle représente l'heure indiquée.

1) 3:45

2) 3:10



3) 4:40

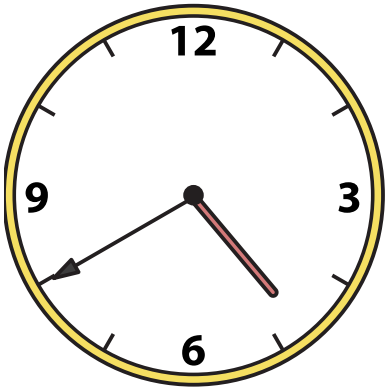

4) 8:30



5) 1:45



6) 9:20

7) 7:20

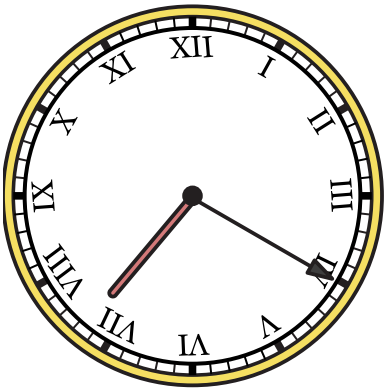

8) 4:55



9) 5:10

1-9	89	78	67	56	44	33	22	11	0

Dessinez l'aiguille des heures et des minutes sur l'horloge pour qu'elle représente l'heure indiquée.

1) 11:55



2) 7:15



3) 8:15

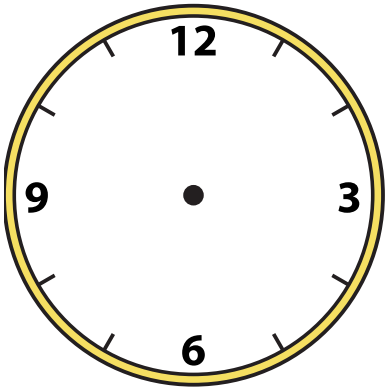

4) 10:15



5) 8:25

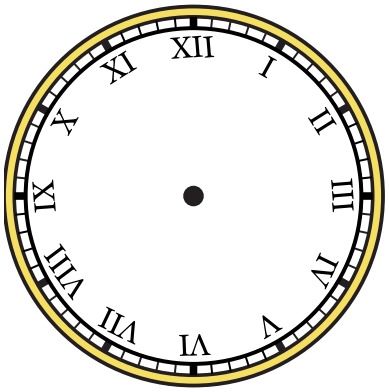

6) 2:05

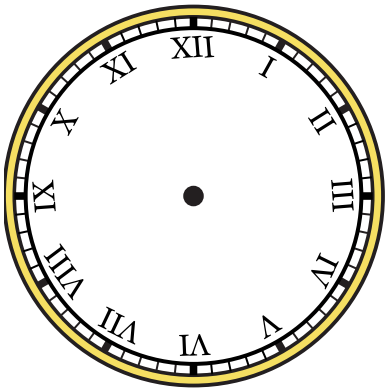

7) 12:40

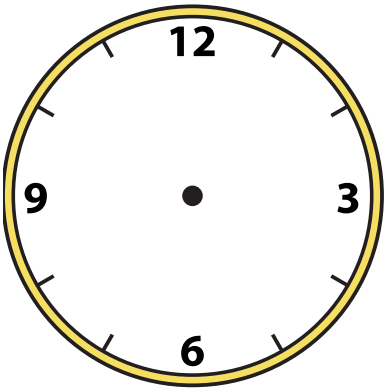

8) 4:15

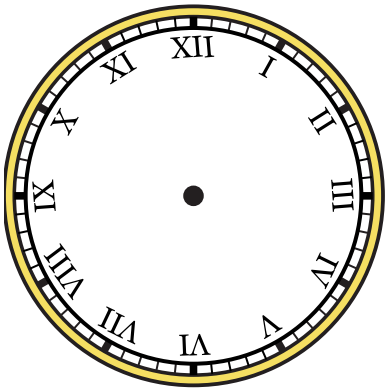

9) 12:50

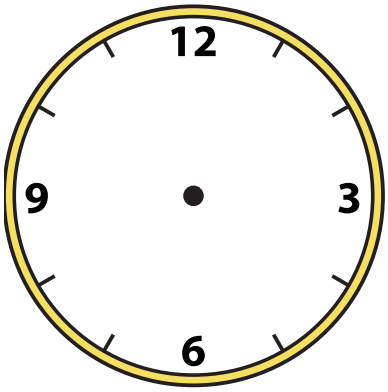

1-9	89	78	67	56	44	33	22	11	0

Création d'horloges Nom: **Clé**

Dessinez l'aiguille des heures et des minutes sur l'horloge pour qu'elle représente l'heure indiquée.

1) 11:55



2) 7:15



3) 8:15



4) 10:15

5) 8:25



6) 2:05



7) 12:40



8) 4:15



9) 12:50



1-9	89	78	67	56	44	33	22	11	0