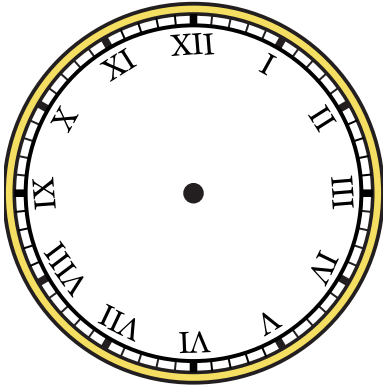




Dessinez l'aiguille des heures et des minutes sur l'horloge pour qu'elle représente l'heure indiquée.

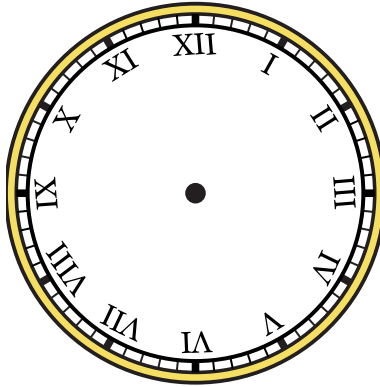
1)

6:00




2)

12:40



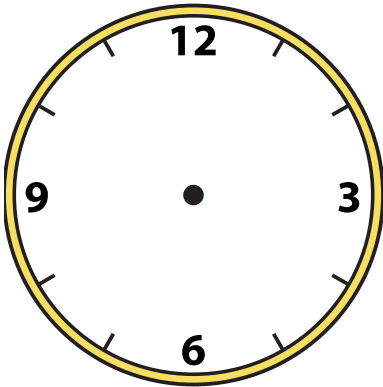
3)

12:35



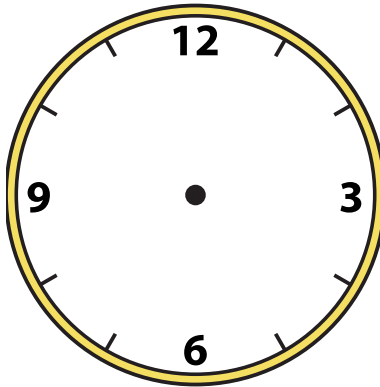
4)

8:15




5)

9:35



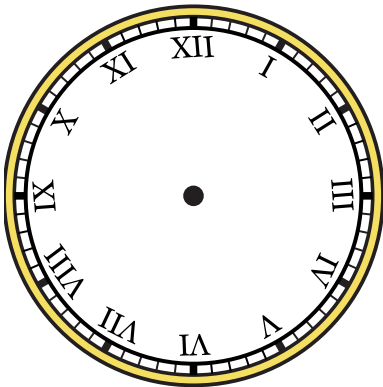
6)

2:55



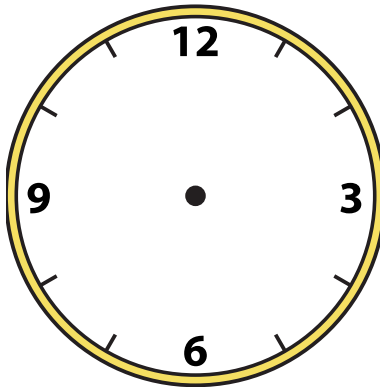
7)

8:10




8)

5:40



9)

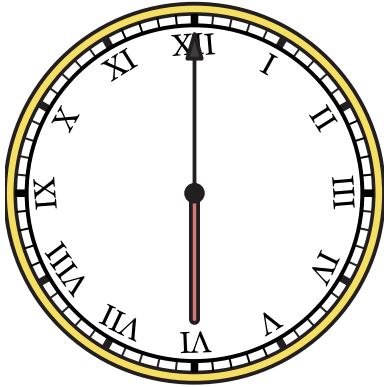
9:55






Dessinez l'aiguille des heures et des minutes sur l'horloge pour qu'elle représente l'heure indiquée.

1) 6:00



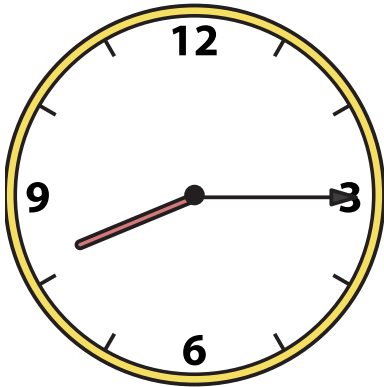
2) 12:40




3) 12:35



4) 8:15




5) 9:35




6) 2:55



7) 8:10



8) 5:40



9) 9:55

